




**METALOK INDUSTRIES**  
(AN ISO 9001: 2008 Certified Company)

**Manufacturer of wide range of  
Fittings and Valves  
For Instrumentation, Hydraulic  
& Precise Industrial Applications**



**METALOK INDUSTRIES**

[sales@metalokindustries.com](mailto:sales@metalokindustries.com)



M  
E  
T  
A  
L  
O  
K  
  
I  
N  
D  
U  
S  
T  
R  
I  
E  
S



# METALOK

## HYDRAULIC TUBE FITTINGS

### SINGLE FERRULE COMPRESSION FITTINGS



Dimensions are for reference only and subject to change without notice.

**Warning for Your Safety**

The system designer and user have the sole responsibility to select products suitable for their special application requirements to ensure the proper installation. Operation and maintenance of the product. Application details, material compatibility and product ratings should all be considered in the individual selection. Improper selection or use of products can cause property damage or personal injury. METALOK accepts no liability for any improper selection, installation, operation or maintenance.

**METALOK INDUSTRIES**

[sales@metalokindustries.com](mailto:sales@metalokindustries.com)



## PRINCIPLE

METALOK bite type hydraulic fittings are manufactured in accordance with DIN 2353/ DIN EN ISO 8434-1. The products are designed as per the stipulated norms and directives of DIN standard as recommended and are available in the ranges (LL - very light, L - light & S-heavy). These fittings are available in Carbon Steel and Stainless Steel Construction. Designed specifically for many demanding applications such as ship building, automobile, compressed air, fuel heating, refrigeration, chemical industry etc..

FAV hydraulic fittings are rugged and comply to best of engineering standards, FAV fitting part numbers are constructed from symbols that identify the size and style of the fitting and the material used.

## APPLICATIONS

METALOK fittings are made in these two series to accommodate all type of service requirements and system characteristics and are produced to DIN standard 2353.

Series L: For compressed air, hydraulic return lines, propane, fuel heating, automotive industry, small type refrigerating device, construction, plastic piping, etc.

Series S: For heavy-duty machinery, shipbuilding, mining, chemical industry, large capacity refrigeration plants, compressed air lines, etc.

## MATERIAL CHOICE

Technical specification for Tube:

Body and Nut material Ferrule Seal Material O& ED Rings Surface Treatment Steel

Heat Treated Steel

Copper Washers, Bonded Seal, Elastomeric Seal

Nitrile/Viton

Zinc plated/YellowChromated/Phosphatic Finish

## SURFACE PROTECTION

All ranges fittings are galvanized and yellow passivated. All weldable fittings are phosphated. Nickel-plated on request for carbon steel.

Dimensions are for reference only and subject to change without notice.

### Warning for Your Safety

The system designer and user have the sole responsibility to select products suitable for their special application requirements to ensure the proper installation. Operation and maintenance of the product. Application details, material compatibility and product ratings should all be considered in the individual selection. Improper selection or use of products can cause property damage or personal injury. METALOK accepts no liability for any improper selection, installation, operation or maintenance.



## ALLOWABLE WORKING TEMPERATURE

<b>For Fitting -Material</b>	
<b>Material</b>	<b>Temperature</b>
Steel	-49 °C up to + 1 20 °C (DI N 3859)
Brass	-60°C upto+175°C
Stainless Steel	I -60 °C up to +400°C (DIN 17440)

### FOR SEAL- MATERIALS

<b>Material</b>	<b>Temperature</b>
NBR(e.g.Perbuna)	35°C pto+100°C
FPM (e.g.Viton)	-26°C pto+200°C
PTFE(e.g.Teflon)	-69°C Upto+240

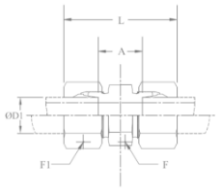
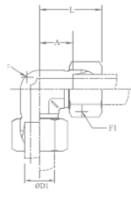
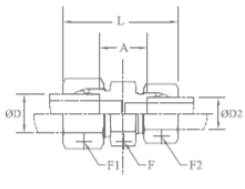
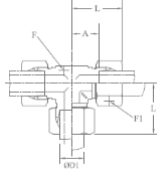
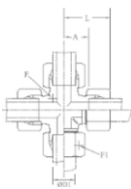
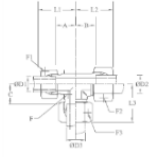
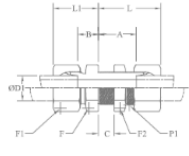
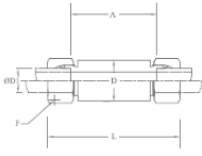
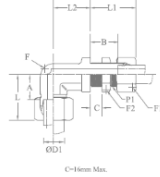
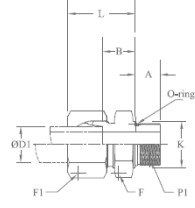
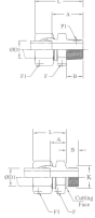
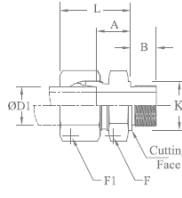
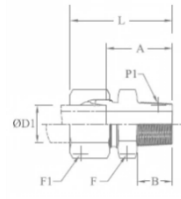
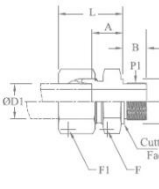
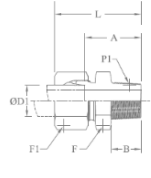
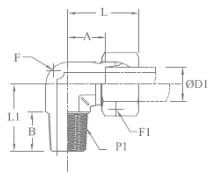
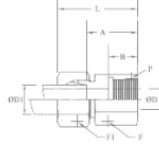
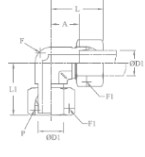
PRESSURE REDUCTION WITH TEMPERATURE		
Materials of fittings	Temperature range	Reduction of pressure
Steel	-40°C Upto+120°C	-
Brass	-60°C Upto + 175°C	30%
1.4571	-60°C Upto + 20 °C	
1.4571	-69°C Upto+ 50°C	4%
1.4571	+100°C	11%
1.4571	+ 200°C	20%
1.4571	+ 300°C	29%
1.4571	+ 400°C	33%

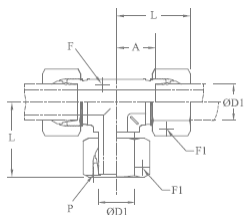
Dimensions are for reference only and subject to change without notice.

#### Warning for Your Safety

The system designer and user have the sole responsibility to select products suitable for their special application requirements to ensure the proper installation. Operation and maintenance of the product. Application details, material compatibility and product ratings should all be considered in the individual selection. Improper selection or use of products can cause property damage or personal injury. METALOK accepts no liability for any improper selection, installation, operation or maintenance.

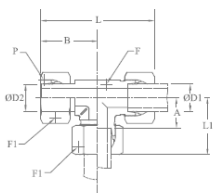


		
<p style="text-align: right;"><b>1</b></p> <p style="text-align: center;"><b>UNION</b></p>	<p style="text-align: right;"><b>2</b></p> <p style="text-align: center;"><b>UNION ELBOW</b></p>	<p style="text-align: right;"><b>3</b></p> <p style="text-align: center;"><b>REDUCING UNION</b></p>
		
<p style="text-align: right;"><b>4</b></p> <p style="text-align: center;"><b>UNION TEE</b></p>	<p style="text-align: right;"><b>5</b></p> <p style="text-align: center;"><b>UNION CROSS</b></p>	<p style="text-align: right;"><b>6</b></p> <p style="text-align: center;"><b>REDUCING TEE</b></p>
 <p style="text-align: center;">C-Horn Max.</p>		 <p style="text-align: center;">C-Horn Max.</p>
<p style="text-align: right;"><b>7</b></p> <p style="text-align: center;"><b>BULKHEAD UNION</b></p>	<p style="text-align: right;"><b>8</b></p> <p style="text-align: center;"><b>WELD BULKHEAD UNION</b></p>	<p style="text-align: right;"><b>9</b></p> <p style="text-align: center;"><b>BULKHEAD UNION ELBOW</b></p>
		
<p style="text-align: right;"><b>10</b></p> <p style="text-align: center;"><b>MALE CONNECTOR &lt;UNF/METRIC PARALLEL/&gt;WITH O RING</b></p>	<p style="text-align: right;"><b>11</b></p> <p style="text-align: center;"><b>MALE CONNECTOR (BSP TAPERED/BSP PARALLEL)</b></p>	<p style="text-align: right;"><b>12</b></p> <p style="text-align: center;"><b>MALE CONNECTOR BSP PARALEEL</b></p>
		
<p style="text-align: right;"><b>13</b></p> <p style="text-align: center;"><b>MALE CONNECTOR (MERIC TAPERED)</b></p>	<p style="text-align: right;"><b>14</b></p> <p style="text-align: center;"><b>MALE CONNECTOR BSP PARALEEL WITH ED RING</b></p>	<p style="text-align: right;"><b>15</b></p> <p style="text-align: center;"><b>MALE CONNECTOR NPT THREAD</b></p>
		
<p style="text-align: right;"><b>16</b></p> <p style="text-align: center;"><b>MALE ELBOW BSP TAPERED/MATRIC PARALLEL</b></p>	<p style="text-align: right;"><b>17</b></p> <p style="text-align: center;"><b>FEMALE CONNECTOR BSP PARELLEL/MATRIC PARELLEL</b></p>	<p style="text-align: right;"><b>18</b></p> <p style="text-align: center;"><b>ADJUSTABLE ELBOW WITH STANDEE</b></p>



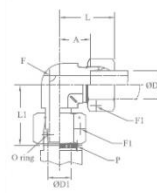
18

ADJUSTABLE BRANCH TEE WITH STANDEE



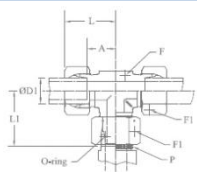
19

ADJUSTABLE RUN TEE WITH STAND PIPE



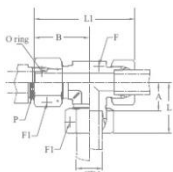
19

SWIVEL ADJUSTABLE ELBOW WITH CONE



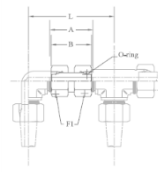
20

SWIVEL BRANCH TEE WITH CO



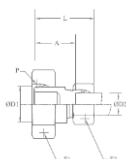
20

SWIVEL RUN TEE WITH CONE



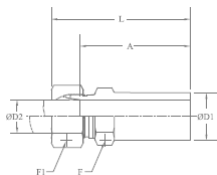
21

SWIVEL UNION WITH CONE



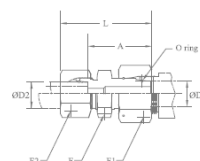
22

REDUCER STAND PIPE



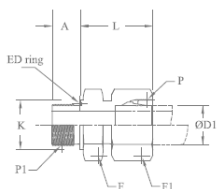
23

REDUCER TUBE TO STUB



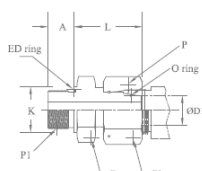
24

SWIVEL REDUCING ADAPTOR



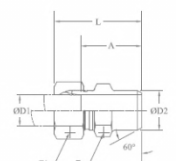
25

ADAPTOR BSP PARELLEL WITH ED RING



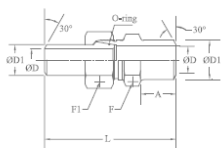
26

SWIVEL ADAPTOR BSP PARELLEL WITH CONE



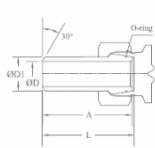
27

WELD CONNECTOR



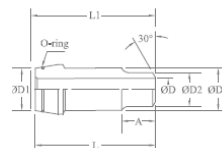
28

WELD CONNECTOR UNION BALL JOINT



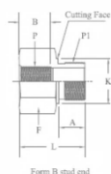
29

PORT WELD CONNECTOR



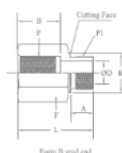
30

REDUCING PORT WELD CONNECTOR



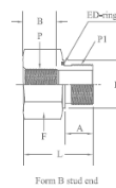
31

REDUCING ADAPTOR BSP PARELLEL



32

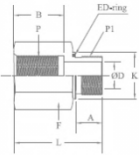
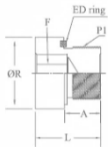
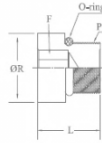

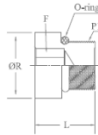
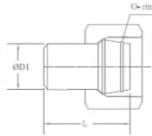
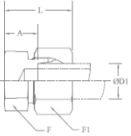

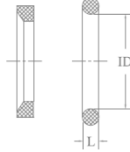

GAUGE ADAPTOR BSP PUSH



33

REDUCING ADAPTOR BSP PARELLEL WITH ED RING



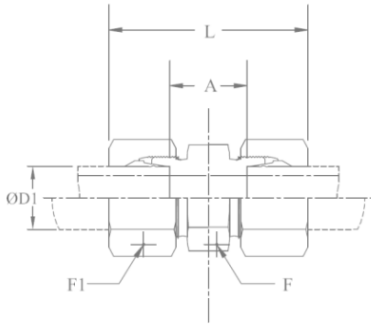
 <p>Form B stud end</p>		
<p>33</p> <p><b>GAUGE ADAPTOR BSP PARELLEL WITH ED RING</b></p>	<p>34</p> <p><b>BLANKING PLUGS WITH RING FOR PORT</b></p>	<p>34</p> <p><b>BLANKING PLUGS WITH O RING FOR PORT ACE TO ISO6149/DIN052</b></p>
		
<p>35</p> <p><b>TUBE INSERT</b></p>	<p>35</p> <p><b>BULKHEAD LOCK NUT</b></p>	<p>36</p> <p><b>PLUGING PLUG WITH O RING</b></p>
		
<p>36</p> <p><b>CAP -CAPPING TUBE END</b></p>	<p>37</p> <p><b>SEALING RING</b></p>	<p>37</p> <p><b>ED-RING/O- RING</b></p>
		
<p>38</p> <p><b>NUT &amp; SINGAL FERRULE</b></p>		

Dimensions are for reference only and subject to change without notice.

**Warning for Your Safety**

The system designer and user have the sole responsibility to select products suitable for their special application requirements to ensure the proper installation. Operation and maintenance of the product. Application details, material compatibility and product ratings should all be considered in the individual selection. Improper selection or use of products can cause property damage or personal injury. METALOK accepts no liability for any improper selection, installation, operation or maintenance.

## UNION



Series	Part No.	Tube OD1	F1	F	L	A
LL	MIHF/U/04LL	4	10	9	31	12
very light	MIHF/U/06LL	6	12	11	32	9
PN 100	MIHF/U/08LL	8	14	12	35	12
	MIHF/U/10LL	10	17	14	35	12
	MIHF/U/12LL	12	19	17	35	11
L	MIHF/U/06L	6	14	12	39	10
light	MIHF/U/08L	8	17	14	40	11
PN 315	MIHF/U/10L	10	19	17	42	13
	MIHF/U/12L	12	22	19	43	14
	MIHF/U/15L	15	27	24	46	16
	MIHF/U/18L	18	32	27	48	16
PN 160	MIHF/U/22L	22	36	32	52	20
	MIHF/U/28L	28	41	41	54	21
	MIHF/U/35L	35	50	46	63	20
	MIHF/U/42L	42	60	55	66	21
S	MIHF/U/06S	6	17	14	45	16
heavy	MIHF/U/08S	8	19	17	47	18
PN 630	MIHF/U/10S	10	22	19	49	17
	MIHF/U/12S	12	24	22	51	19
	MIHF/U/14S	14	27	24	57	22
PN 400	MIHF/U/16S	16	30	27	57	21
	MIHF/U/20S	20	36	32	66	23
	MIHF/U/25S	25	46	41	74	26
	MIHF/U/30S	30	50	46	80	27
PN 315	MIHF/U/38S	38	60	55	90	29

Dimensions are for reference only and subject to change without notice.

### Warning for Your Safety

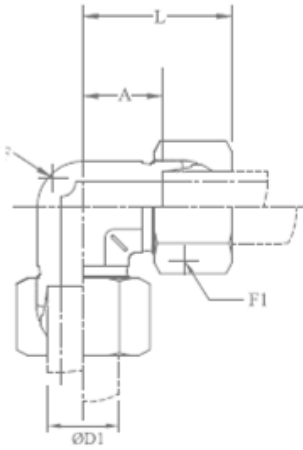
The system designer and user have the sole responsibility to select products suitable for their special application requirements to ensure the proper installation. Operation and maintenance of the product. Application details, material compatibility and product ratings should all be considered in the individual selection. Improper selection or use of products can cause property damage or personal injury. METALOK accepts no liability for any improper selection, installation, operation or maintenance.





## UNION ELBOW

Series	Part No.	Tube OD1	F1	F	L	A
LL	MIHF/UE/04LL	4	10	9	21	11
very light	MIHF/UE/06LL	6	12	9	21	9.5
PN 100	MIHF/UE/08LL	8	14	12	23	11.5
	MIHF/UE/10LL	10	17	14	24	12.5
	MIHF/UE/12LL	12	19	17	25	13
L light	MIHF/UE/06L	6	14	12	27	12
	MIHF/UE/08L	8	17	12	29	14
	PN 315	MIHF/UE/10L	10	19	14	30
PN 160	MIHF/UE/12L	12	22	17	32	17
	MIHF/UE/15L	15	27	19	36	21
	MIHF/UE/18L	18	32	24	40	23.5
	MIHF/UE/22L	22	36	27	44	27.5
	MIHF/UE/28L	28	41	36	47	30.5
S heavy	MIHF/UE/35L	35	50	41	56	34.5
	MIHF/UE/42L	42	60	50	63	40
	PN 630	MIHF/UE/06S	6	17	12	31
PN 400	MIHF/UE/08S	8	19	14	32	17
	MIHF/UE/10S	10	22	17	34	17.5
	MIHF/UE/12S	12	24	17	38	21.5
PN 315	MIHF/UE/14S	14	27	19	40	22
	MIHF/UE/16S	16	30	24	43	24.5
	MIHF/UE/20S	20	36	27	48	26.5
	MIHF/UE/25S	25	46	36	54	30
PN 315	MIHF/UE/30S	30	50	41	62	35.5
	MIHF/UE/38S	38	60	50	72	41



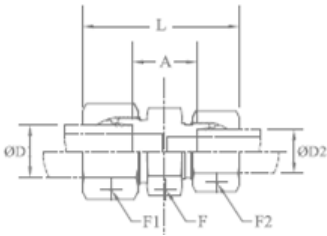
Dimensions are for reference only and subject to change without notice.

### Warning for Your Safety

The system designer and user have the sole responsibility to select products suitable for their special application requirements to ensure the proper installation. Operation and maintenance of the product. Application details, material compatibility and product ratings should all be considered in the individual selection. Improper selection or use of products can cause property damage or personal injury. METALOK accepts no liability for any improper selection, installation, operation or maintenance.



## REDUCING UNION



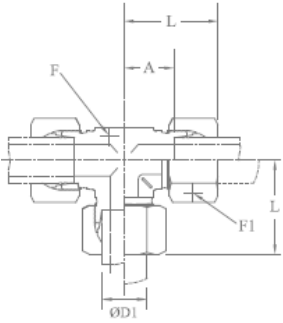
Series	Part No.	Tube OD1	Tube OD2	F1	F2	F	L	A
L	MIHF/RU/08L-06L	8	6	17	14	14	40	11
Light	MIHF/RU/10L-06L	10	6	19	14	17	41	12
PN 315	MIHF/RU/10L-08L	10	8	19	17	17	41	12
	MIHF/RU/12L-06L	12	6	22	14	19	42	13
	MIHF/RU/12L-08L	12	8	22	17	19	42	13
	MIHF/RU/12L-10L	12	10	22	19	19	43	14
	MIHF/RU/15L-10L	15	10	27	19	24	45	15
	MIHF/RU/15L-12L	15	12	27	22	24	45	15
	MIHF/RU/18L-10L	18	10	32	19	27	46	15.5
	MIHF/RU/18L-12L	18	12	32	22	27	46	15.5
	MIHF/RU/18L-15L	18	15	32	27	27	48	16.5
PN 160	MIHF/RU/22L-12L	22	12	36	22	32	48	17.5
	MIHF/RU/22L-15L	22	15	36	27	32	50	18.5
	MIHF/RU/22L-18L	22	18	36	32	32	50	18
	MIHF/RU/28L-18L	28	18	41	32	41	52	19
	MIHF/RU/28L-22L	28	22	41	36	41	54	21
	MIHF/RU/35L-22L	35	22	50	36	46	59	21
	MIHF/RU/35L-28L	35	28	50	41	46	59	21
S	MIHF/RU/08S-06S	8	6	19	17	17	47	18
heavy	MIHF/RU/10S-06S	10	6	22	17	19	48	17.5
PN 630	MIHF/RU/10S-08S	10	8	22	19	19	48	17.5
	MIHF/RU/12S-06S	12	6	24	17	22	50	19.5
	MIHF/RU/12S-08S	12	8	24	19	22	50	19.5
	MIHF/RU/12S-10S	12	10	24	22	22	51	19
	MIHF/RU/14S-10S	14	10	27	22	24	54	20.5
	MIHF/RU/14S-12S	14	12	27	24	24	54	20.5
PN 400	MIHF/RU/16S-12S	16	12	30	24	27	54	20
	MIHF/RU/16S-14S	16	14	30	27	27	57	21.5
	MIHF/RU/20S-10S	20	10	36	22	32	60	22
	MIHF/RU/20S-12S	20	12	36	24	32	60	22
	MIHF/RU/20S-16S	20	16	36	30	32	63	23
	MIHF/RU/25S-16S	25	16	46	30	41	68	25
	MIHF/RU/25S-20S	25	20	46	36	41	71	25.5
	MIHF/RU/30S-20S	30	20	50	36	46	74	26
	MIHF/RU/30S-25S	30	25	50	46	46	77	26.5
PN315	MIHF/RU/38S-30S	38	30	60	50	55	87	29.5

Dimensions are for reference only and subject to change without notice.

### Warning for Your Safety

The system designer and user have the sole responsibility to select products suitable for their special application requirements to ensure the proper installation. Operation and maintenance of the product. Application details, material compatibility and product ratings should all be considered in the individual selection. Improper selection or use of products can cause property damage or personal injury. METALOK accepts no liability for any improper selection, installation, operation or maintenance.

## UNION TEE



Series	Part No.	Tube OD1	F1	F	L	A
LL	MIHF/UT/04LL	4	10	9	21	11
very light	MIHF/UT/06LL	6	12	9	21	9.5
PN 100	MIHF/UT/08LL	8	14	12	23	11.5
	MIHF/UT/10LL	10	17	14	24	12.5
	MIHF/UT/12LL	12	19	14	27	15
L	MIHF/UT/06L	6	14	12	27	12
Light	MIHF/UT/08L	8	17	12	29	14
PN 315	MIHF/UT/10L	10	19	14	30	15
	MIHF/UT/12L	12	22	17	32	17
	MIHF/UT/15L	15	27	19	36	21
	MIHF/UT/18L	18	32	24	40	23.5
PN160	MIHF/UT/22L	22	36	27	44	27.5
	MIHF/UT/28L	28	41	36	47	30.5
	MIHF/UT/35L	35	50	41	56	34.5
	MIHF/UT/42L	42	60	50	63	40
S	MIHF/UT/06S	6	17	12	31	16
Heavy	MIHF/UT/08S	8	19	14	32	17
PN630	MIHF/UT/10S	10	22	17	34	17.5
	MIHF/UT/12S	12	24	17	38	21.5
	MIHF/UT/14S	14	27	19	40	22
PN400	MIHF/UT/16S	16	30	24	43	24.5
	MIHF/UT/20S	20	36	27	48	26.5
	MIHF/UT/25S	25	46	36	54	30
	MIHF/UT/30S	30	50	41	62	35.5
PN315	MIHF/UT/38S	38	60	50	72	41

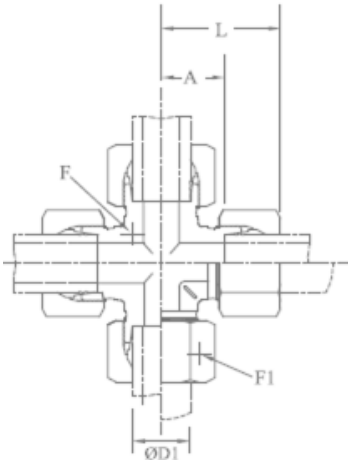
Dimensions are for reference only and subject to change without notice.

### Warning for Your Safety

The system designer and user have the sole responsibility to select products suitable for their special application requirements to ensure the proper installation. Operation and maintenance of the product. Application details, material compatibility and product ratings should all be considered in the individual selection. Improper selection or use of products can cause property damage or personal injury. METALOK accepts no liability for any improper selection, installation, operation or maintenance.



## UNION CROSS



Series	Part No.	Tube OD1	F1	F	L	A
LL	MIHF/UC/04LL	4	10	9	21	11
very light	MIHF/UC/06LL	6	12	9	21	9.5
PN100	MIHF/UC/08LL	8	14	12	23	11.5
	MIHF/UC/10LL	10	17	14	24	12.5
	MIHF/UC/12LL	12	19	14	27	1.5
	MIHF/UC/15LL	15	22	17	30	1.5
L	MIHF/UC/06L	6	14	12	27	12
	MIHF/UC/08L	8	17	12	29	14
	MIHF/UC/10L	10	19	14	30	15
	MIHF/UC/12L	12	22	17	32	17
PN315	MIHF/UC/15L	15	27	19	36	21
	MIHF/UC/18L	18	32	24	40	23.5
	MIHF/UC/22L	22	36	27	44	27.5
	MIHF/UC/28L	28	41	36	47	30.5
S	MIHF/UC/35L	35	50	41	56	34.5
	MIHF/UC/42L	42	60	50	63	40
	MIHF/UC/06S	6	17	12	31	16
	MIHF/UC/10S	10	22	17	34	17.5
Heavy	MIHF/UC/12S	12	24	17	38	21.5
	MIHF/UC/14S	14	27	19	40	22
	MIHF/UC/16S	16	30	24	43	24.5
	MIHF/UC/20S	20	36	27	48	26.5
PN400	MIHF/UC/25S	25	46	36	54	30
	MIHF/UC/30S	30	50	41	62	35.5
	MIHF/UC/38S	38	60	50	72	41
	MIHF/UC/38S	38	60	50	72	41

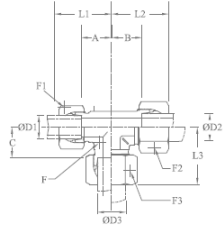
Dimensions are for reference only and subject to change without notice.

### Warning for Your Safety

The system designer and user have the sole responsibility to select products suitable for their special application requirements to ensure the proper installation. Operation and maintenance of the product. Application details, material compatibility and product ratings should all be considered in the individual selection. Improper selection or use of products can cause property damage or personal injury. METALOK accepts no liability for any improper selection, installation, operation or maintenance.



## REDUCING TEE



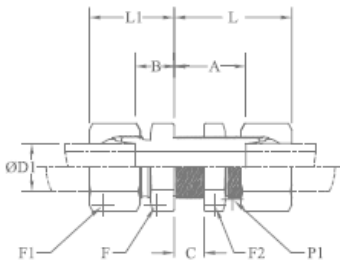
Series	Part No.	T OD1	jbef OD2	3D OD3	F1	F2	F3	F	L	L1	L3	A	B	C
L-light	MIHF/RT/06-06-08L	6	6	8	14	14	17	14	29	29	29	14	14	14
PN316	MIHF/RT/08-08-06L	8	8	6	17	17	14	14	29	29	29	14	14	14
PN315	MIHF/RT/06-06-10L	6	6	10	14	14	19	14	30	30	30	15	15	15
	MIHF/RT/08-08-10L	8	8	10	17	17	19	14	30	30	30	15	15	15
	MIHF/RT/10-10-06L	10	10	6	19	19	14	14	30	30	30	15	15	15
	MIHF/RT/10-10-08L	10	10	8	19	19	17	14	30	30	30	15	15	15
	MIHF/RT/10-06-10L	10	6	10	19	14	19	14	30	30	30	15	15	15
PN 315	MIHF/RT/08-08-12L	8	8	12	17	17	22	17	32	32	32	17	17	17
	MIHF/RT/12-12-06L	12	12	6	22	22	14	17	32	32	32	17	17	17
	MIHF/RT/12-08-08L	12	8	8	22	17	17	17	32	32	32	17	17	17
	MIHF/RT/12-12-08L	12	12	8	22	22	17	17	32	32	32	17	17	17
	MIHF/RT/12-10-10L	12	10	10	22	19	19	17	32	32	32	17	17	17
	MIHF/RT/12-12-10L	12	12	10	22	19	17	32	32	32	32	17	17	17
	MIHF/RT/12-10-12L	12	10	12	22	19	22	17	32	32	32	17	17	17
PN 315	MIHF/RT/10-10-15L	10	10	15	19	19	27	19	36	36	36	21	21	21
	MI/RT/12-12-15L	12	12	15	22	22	27	19	36	36	36	21	21	21
	MIHF/RT/15-15-06L	15	15	6	27	27	14	19	36	36	36	21	21	21
	MIHF/RT/15-15-10L	15	15	10	27	27	19	19	36	36	36	21	21	21
	MIHF/RT/15-12-12L	15	12	12	27	22	22	19	36	36	36	21	21	21
	MIHF/RT/15-15-12L	15	15	12	27	27	22	19	36	36	36	21	21	21
	MIHF/RT/15-12-15L	15	12	15	27	22	2	19	36	36	36	21	21	21
	MIHF/RT/12-12-18L	12	12	18	22	22	32	24	39	39	40	24	24	23.5
	MIHF/RT/18-10-10L	18	10	10	32	19	19	24	40	39	39	23.5	24	24
	MIHF/RT/18-18-10L	18	18	10	32	32	19	24	40	40	39	23.5	23.5	24
	MIHF/RT/18-18-12L	18	18	12	32	32	22	24	40	40	39	23.5	23.5	24
	MIHF/RT/18-18-15L	18	18	15	32	32	27	24	40	40	39	23.5	23.5	24
	AVHF/RT/18-10-18L	18	10	18	32	19	32	24	40	39	40	23.5	24	23.5
PN-160	MIHF/RT/22-22-10L	22	22	10	36	36	19	27	44	44	43	27.5	27.5	28
	MIHF/RT/22-22-12L	22	22	12	36	36	22	27	44	44	43	27.5	27.5	28
	MIHF/RT/22-15-15L	22	15	15	36	27	27	27	44	43	43	27.5	28	28
	MIHF/RT/22-22-15L	22	22	15	36	36	27	27	44	44	43	27.5	27.5	28
	MIHF/RT/22-18-18L	22	18	18	36	32	32	27	44	44	44	27.5	27.5	27.5
	MIHF/RT/22-22-18L	22	22	18	36	36	32	27	44	44	44	27.5	27.5	27.5
	MIHF/RT/22-18-22L	22	18	22	36	32	36	27	47	44	44	27.5	27.5	27.5
PN-160	MIHF/RT/28-28-10L	28	28	10	41	41	19	36	47	44	46	30.5	30.5	31
	MIHF/RT/28-28-12L	28	28	12	41	41	22	36	47	47	46	30.5	30.5	31
	MIHF/RT/28-28-15L	28	28	15	41	41	27	36	47	47	46	30.5	30.5	31
	MIHF/RT/28-28-18L	28	28	18	41	41	32	36	47	47	47	30.5	30.5	30.5
	MIHF/RT/28-22-22L	28	22	22	41	36	36	36	47	47	47	30.5	30.5	30.5
	MIHF/RT/28-28-22L	28	28	22	41	41	36	36	47	47	47	30.5	30.5	30.5
S	MIHF/RT/10-10-06S	10	10	6	22	22	17	17	34	34	33	17.5	17.5	18
PN 630	MIHF/RT/12-08-08S	12	8	8	24	19	19	17	38	37	37	21.5	22	22
	MIHF/RT/12-12-08S	12	12	8	24	24	19	17	38	38	37	21.5	21.5	22
	MIHF/RT/12-12-10S	12	12	10	24	24	22	17	38	38	38	21.5	21.5	21.5
PN 400	MIHF/RT/12-12-16S	12	12	16	24	24	30	24	42	42	43	24.5	24.5	24.5
	MIHF/RT/16-16-06S	16	16	6	30	30	17	24	43	43	41	24.5	24.5	26
	MIHF/RT/16-16-08S	16	16	8	30	30	19	24	43	43	41	24.5	24.5	26
	MIHF/RT/16-16-10S	16	16	10	30	30	22	24	43	43	42	24.5	24.5	25.5
	MIHF/RT/16-16-12S	16	16	12	30	30	24	24	43	43	42	24.5	24.5	25.5
PN400	MIHF/RT/16-16-20S	16	16	20	30	30	36	27	47	47	48	28.5	28.5	26.5
	MIHF/RT/20-20-10S	20	20	10	36	36	22	27	48	48	46	26.5	26.5	29.5
	MIHF/RT/20-20-12S	20	20	12	36	36	24	27	48	48	46	26.5	26.5	29.5
	MIHF/RT/20-20-16S	20	20	16	36	36	30	27	48	48	47	26.51	26.5	28.5
PN400	MIHF/RT/20-20-25S	20	20	25	36	36	46	36	53	53	54	31.5	31.5	30
	MIHF/RT/25-25-16S	25	25	16	46	46	30	36	54	54	52	30	30	33.5
	1 MIHF/RT/25-25-20S	25	25	20	46	46	36	36	54	54	53	30	30	31.5
PN400	MIHF/RT/25-25-30S	25	25	30	46	46	50	41	61	61	62	37	37	35.5

Dimensions are for reference only and subject to change without notice.

### Warning for Your Safety

The system designer and user have the sole responsibility to select products suitable for their special application requirements to ensure the proper installation. Operation and maintenance of the product. Application details, material compatibility and product ratings should all be considered in the individual selection. Improper selection or use of products can cause property damage or personal injury. METALOK accepts no liability for any improper selection, installation, operation or maintenance.

## BULKHEAD UNION



C=16mm Max.

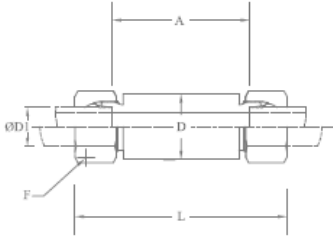
Series	Part No.	Tube OD1	F1	F2	F	L	L1	A	B	P1
L	MIHF/BU/06L	6	14	17	17	42	22	27	7	M12x1.5
light	MIHF/BU/08L	8	17	19	19	42	23	27	8	M14x1.5
PN 315	MIHF/BU/10L	10	19	22	22	43	25	28	10	M16x1.5
	MIHF/BU/12L	12	22	24	24	44	25	29	10	M18x1.5
	MIHF/BU/15L	15	27	30	27	46	2	31	12	M22 x1.5
	MIHF/BU/18L	18	32	36	32	49	3	32.5	13.5	M26 x 1.5
PN 160	MIHF/BU/22L	22	36	41	36	51	3	34.5	16.5	M30x2
	MIHF/BU/28L	28	41	46	41	52	35	35.5	18.5	M36x2
	MIHF/BU/35L	35	50	55	50	58	40	36.5	18.5	M45x2
	MIHF/BU/42L	42	60	65	60	59	42	36	19	M52x2
S	MIHF/BU/06S	6	17	19	19	44	27	29	12	M14x1.5
	MIHF/BU/08S	8	19	22	22	44	28	29	13	M16x1.5
	MIHF/BU/10S	10	22	24	24	46	31	29.5	14.5	M18x1.5
	MIHF/BU/12S	12	24	27	27	47	31	30.5	14.5	M20 x1.5
	MIHF/BU/14S	14	27	30	30	50	35	32	17	M22 x1.5
PN 400	MIHF/BU/16S	16	30	32	32	50	35	31.5	16.5	M24 x1.5
	MIHF/BU/20S	20	36	41	41	55	39	33	17.5	M30x2
	MIHF/BU/25S	25	46	46	46	59	44	35	20	M36x2
PN	MIHF/BU/30S	30	50	50	50	64	48	37.5	21.5	M42x2
	MIHF/BU/38S	38	60	65	65	68	53	37	22	M52x2

Dimensions are for reference only and subject to change without notice.

### Warning for Your Safety

The system designer and user have the sole responsibility to select products suitable for their special application requirements to ensure the proper installation. Operation and maintenance of the product. Application details, material compatibility and product ratings should all be considered in the individual selection. Improper selection or use of products can cause property damage or personal injury. METALOK accepts no liability for any improper selection, installation, operation or maintenance.

**WELD BULKHEAD UNION**



Series	Part No.	Tube OD1	D	F	L	A	
L	MIHF/WBU/06L	6	18	14	85	56	
Light 315	MIHF/WBU/08L	8	20	17	85	56	
	MIHF/WBU/10L	10	22	19	87	58	
	MIHF/WBU/12L	12	25	22	87	58	
	MIHF/WBU/15L	15	28	27	100	70	
PN 315	MIHF/WBU/18L	18	32	32	101	69	
	MIHF/WBU/22L	22	36	36	105	73	
	MIHF/WBU/28L	28	40	41	106	73	
	MIHF/WBU/35L	35	50	50	114	71	
S	MIHF/WBU/42L	42	60	60	115	70	
	MIHF/WBU/06S	6	20	17	89	60	
	Heavy	MIHF/WBU/08S	8	22	19	89	60
	PN 630	MIHF/WBU/10S	10	25	22	91	59
MIHF/WBU/12S		12	28	24	91	59	
MIHF/WBU/14S		14	30	27	107	72	
PN 400	MIHF/WBU/16S	16	35	30	107	71	
	MIHF/WBU/20S	20	38	36	114	71	
	MIHF/WBU/25S	25	45	46	120	72	
	MIHF/WBU/30S	30	50	50	126	73	
PN 315	MIHF/WBU/38S	38	60	60	133	72	

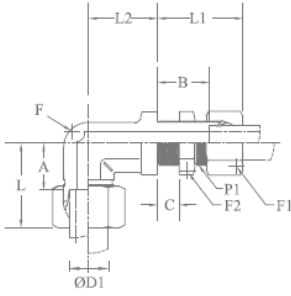
Dimensions are for reference only and subject to change without notice.

**Warning for Your Safety**

The system designer and user have the sole responsibility to select products suitable for their special application requirements to ensure the proper installation. Operation and maintenance of the product. Application details, material compatibility and product ratings should all be considered in the individual selection. Improper selection or use of products can cause property damage or personal injury. METALOK accepts no liability for any improper selection, installation, operation or maintenance.



## BULKHEAD UNION ELBOW



C=16mm Max.

Series	Part No.	Tube OD1	F1	F2	F	L	L1	L2	A	B	P1
L	MIHF/BUE/06L	6	14	17	12	27	42	14	12	27	M12x1.5
Light	MIHF/BUE/08L	8	17	19	12	29	42	17	14	27	M14x1.5
PN315	MIHF/BUE/10L	10	19	22	14	30	43	18	15	28	M16X1.5
	MIHF/BUE/12L	12	22	24	17	32	44	20	17	29	M18x1.5
	MIHF/BUE/15L	15	27	30	19	36	46	23	21	31	M22 x 1.5
PN160	MIHF/BUE/18L	18	32	36	24	40	49	24	23.5	32.5	M26 x 1.5
	MIHF/BUE/22L	22	36	41	27	44	51	30	27.5	34.5	M30x2
	MIHF/BUE/28L	28	41	46	36	47	52	34	30.5	35.5	M36x2
	MIHF/BUE/35L	35	50	55	41	56	58	39	34.5	36.5	M45x2
	MIHF/BUE/42L	42	60	65	50	63	59	43	40	36	M52x2
S	MIHF/BUE/06S	6	17	19	12	31	44	17	16	29	M14X1.5
heavy	MIHF/BUE/08S	8	19	22	14	32	44	18	17	29	M16x1.5
PN630	MIHF/BUE/10S	10	22	24	17	34	46	20	17.5	29.5	M18x1.5
	MIHF/BUE/12S	12	24	27	17	38	47	21	21.5	30.5	M20 x 1.5
	MIHF/BUE/14S	14	27	30	19	40	50	23	22	32	M22 x 1.5 M22 X1.5
PN400	MIHF/BUE/16S	16	30	32	24	43	50	24	24.5	31.5	M24 x 1.5
	MIHF/BUE/20S	20	36	41	27	48	55	30	26.5	33.5	M30x2
	MIHF/BUE/25S	25	46	46	36	54	59	34	30	35	M36x2
	MIHF/BUE/30S	30	50	50	41	62	64	39	35.5	37.5	M42x2
PN315	MIHF/BUE/38S	38	60	65	50	72	68	43	41	37	M52x2

Dimensions are for reference only and subject to change without notice.

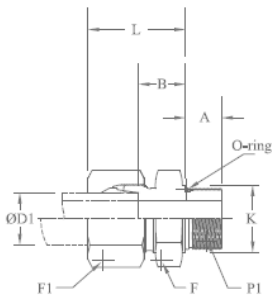
### Warning for Your Safety

The system designer and user have the sole responsibility to select products suitable for their special application requirements to ensure the proper installation. Operation and maintenance of the product. Application details, material compatibility and product ratings should all be considered in the individual selection. Improper selection or use of products can cause property damage or personal injury. METALOK accepts no liability for any improper selection, installation, operation or maintenance.





## MALE CONNECTOR <UNF/ Metric Parallel) with O-ring



Series	Part No.	Tube ØD1	F1	F	K	L	A	B	P1 U (Unifled)
L	MIHF/MC/08L-04UO	8	17	17	14.4	25	9	10	7/16-20 UNF-2A
light	MIHF/MC/10L-04UO	10	19	17	14.4	26	10	11	7/16 20 UNF-2A
PN 315	MIHF/MC/12L-06UO	12	22	19	17.6	26	10	11	9/16-18 UNF-2A
	MIHF/MC/12L-08UO	12	22	24	22.3	28	11	13	3/4-16 UNF-2A
	MIHF/MC/12L-10UO	12	22	27	25.5	29	12.7	14.3	7/8-14 UNF-2A
	MIHF/MC/15L-08UO	15	27	24	22.3	29	11	14	3/4-16 UNF-2A
	MIHF/MC/15L-10UO	15	27	27	25.5	30	12.7	15.3	7/8-14 UNF-2A
	MIHF/MC/18L-08UO	18	32	27	22.3	31	1.1	14.5	3/4-16 UNF-2A
	MIHF/MC/18L-10UO	18	32	27	25.5	31	12.7	14.8	7/8-14 UNF-2A
PN 160	MIHF/MC/22L-10UO	22	36	32	25.5	33	12.7	16.8	7/8-14 UNF-2A
	MIHF/MC/22L-12UO	22	36	32	31.9	33	15	16.5	1 1/16-12 UN-2A
	MIHF/MC/22L-16UO	22	36	41	38.2	34	15	17.5	1 5/16-12 UN-2A
	MIHF/MC/28L-12UO	28	41	41	31.9	34	15	17.5	1 1/16-12 UN-2A
	MIHF/MC/28L-16UO	28	41	41	38.2	34	15	17.5	1 5/16-12 UN-2A
	MIHF/MC/35L-16UO	35	50	6	38.2	39	15	17.5	1 5/16-12 UN-2A
	MIHF/MC/35L-20UO	35	50	50	47.7	39	15	17.5	1 5/8-12 UN-2A
	MIHF/MC/42L-20UO	42	60	55	47.7	42	15	19	1 5/8-12 UN-2A
S	MIHF/MC/08S-04UO	8	19	17	16	30	9	15	7/16-20 UNF-2A
heavy	MIHF/MC/10S-06UO	10	22	19	17.6	31	10	14.5	9/16-18 UNF-2A
PN 630	MIHF/MC/12S-06UO	12	24	22	17.6	31	10	14.5	9/16-18 UNF-2A
	MIHF/MC/12S-08UO	12	24	24	22.3	34	11	17.5	3/4-16 UNF-2A
PN 400	MIHF/MC/16S-08UO	16	30	24	22.3	34	11	15.5	3/4-16 UNF-2A
	MIHF/MC/16S-10UO	16	30	27	25.5	37	12.7	18.8	7/8-14 UNF-2A
	MIHF/MC/20S-08UO	20	36	32	22.3	42	11	20.5	3/4-16 UNF-2A
	MIHF/MC/20S-10UO	20	36	32	25.5	42	12.7	20.8	7/8-14 UNF-2A
	MIHF/MC/20S-12UO	20	36	32	31.9	42	15	20.5	1 1/16-12 UN-2A
	MIHF/MC/25S-12UO	25	46	36	31.9	47	15	23	1 1/16-12 UN-2A
	MIHF/MC/25S-16UO	25	46	41	38.2	47	15	23	1 5/16-12 UN-2A
	MIHF/MC/30S-16UO	30	50	46	38.2	50	15	23.5	1 5/16-12 UN-2A
	MIHF/MC/30S-20UO	30	50	50	47.7	50	15	23.5	1 5/8-12 UN-2A
PN 315	MIHF/MC/38S-20UO	38	60	55	47.7	57	15	26	1 5/8-12 UN-2A

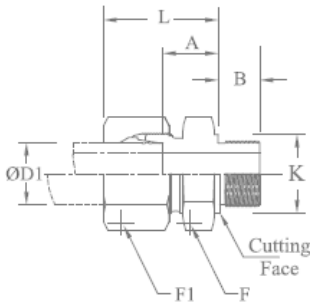
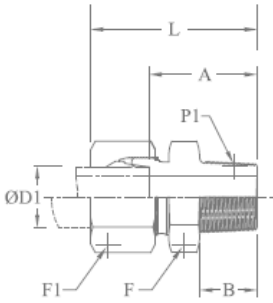
Series	Part No.	Tube ØD1	F1	F	K	L	A	B	P M(Metric)
L	MIHF/MC/06L-10MO	6	30	14		23	10	8.5	M10 x 1
light	MIHF/MC/08L-12MO	8	17	17		25	11.5	10	M12X1.5
PN 315	MIHF/MC/10L-14MO	10	19	19		26	11.5	11	M14X1.5
	MIHF/MC/12L-16MO	12	22	22		27	1.3	12	M16X1.5
	MIHF/MC/15L-18MO	15	27	24		29	14.5	13.5	M18X1.5
	MIHF/MC/18L-22MO	18	32	27		30	15.5	1.4	M22 x 1.5
PN 160	MIHF/MC/22L-26MO	22	36	32		32	16	16	M26 x 1.5
	MIHF/MC/28L-33MO	28	41	41	38	34	1.9	17.5	M33 x 2
	MIHF/MC/35L-42MO	35	50	50	48	39	19.5	17.5	M42 x 2
S	MIHF/MC/06S-12MO	6	17	17		27	11.5	12	M12X1.5
heavy	MIHF/MC/08S-14MO	8	19	19		27	11.5	12	M14X1.5
PN 630	MIHF/MC/10S-16MO	10	22	22		29	1.3	12.5	M16X1.5
	MIHF/MC/12S-18MO	12	24	24		29	14.5	13	M18X1.5
PN 400	MIHF/MC/16S-22MO	16	30	27		33	15.5	15	M22 x 1.5
	MIHF/MC/20S-27MO	20	36	32		37	1.9	15	M27 x 2
	MIHF/MC/25S-33MO	25	46	41	38	41	1.9	17	M33 x 2
	MIHF/MC/30S-42MO	30	50	50	48	45	19.5	18.5	M42 x 2

Dimensions are for reference only and subject to change without notice.

### Warning for Your Safety

The system designer and user have the sole responsibility to select products suitable for their special application requirements to ensure the proper installation. Operation and maintenance of the product. Application details, material compatibility and product ratings should all be considered in the individual selection. Improper selection or use of products can cause property damage or personal injury. METALOK accepts no liability for any improper selection, installation, operation or maintenance.

**MALE CONNECTOR**  
**(BSP Tapered / BSP Parallel)**



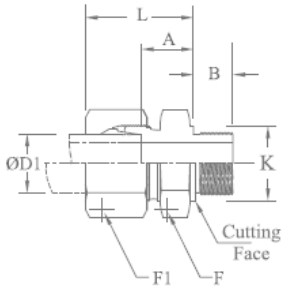
Series	Part No.	Tube OD1	F1	F	K	L	A	B	P1 R / G
LL	MIHF/MC/04LL-2R	4	10	11		26	16	8	R 1/8
very	MIHF/MC/06LL-2R	6	12	71		26	14.5	8	R 1/8
light	MIHF/MC/08LL-2R	8	14	12		28	16.5	8	R 1/8
IN 100	MIHF/MC/08LL-4R	8	14	14		32	20.5	12	R 1/4
	MIHF/MC/10LL-4R	10	17	14		32	20.5	12	R 1/4
	MIHF/MC/12LL-4R	12	19	17		32	20	12	R 1/4 R 3/8
	MIHF/MC/12LL-6R	12	19	17		32	20	12	
L	MIHF/MC/06L-2G	6	14	14	14	23	8.5	8	G 1/8
light	MIHF/MC/06L-2R	6	14	12		30	15	8	R 1/8
PN 315	MIHF/MC/06L-4G	6	14	19	18	25	10	12	G 1/4
	MIHF/MC/06L-6G	6	14	22	22	26	11.5	12	G 3/8
	MIHF/MC/06L-8G	6	14	27	26	27	12	14	G 1/2
	MIHF/MC/08L-4G	8	17	19	18	25	10	12	G 1/4
	MIHF/MC/08L-2G	8	17	14	14	23	8.5	8	G 1/8
	MIHF/MC/08L-4R	8	17	17		35	20	12	R 1/4
	MIHF/MC/08L-6G	8	17	22	22	26	11.5	12	G 3/8 G 1/2
	MIHF/MC/08L-8G	8	17	27	26	27	12	14	
	MIHF/MC/10L-4G	10	19	19	18	26	11	12	G 1/4
	MIHF/MC/10L-4R	10	19	17		36	21	12	R 1/4 G 3/8
	MIHF/MC/10L-6G	10	19	22	22	27	12.5	12	
	MIHF/MC/10L-8G	10	19	27	26	28	13	14	G 1/2
	MIHF/MC/12L-6G	12	19	22	22	27	12.5	12	G 3/8
	MIHF/MC/12L-4G	12	22	19	18	27	12	12	G 1/4
	MIHF/MC/12L-4R	12	22	19		37	22	12	R 1/4
	MIHF/MC/12L-6R	12	22	19		37	22	12	R 3/8
	MIHF/MC/12L-8G	12	22	27	26	28	13	14	G 1/2
	MIHF/MC/12L-8R	12	22	24		39	24	14	R 1/2
	MIHF/MC/12L-12G	12	22	32	32	29	14	16	G 3/4
	MIHF/MC/15L-8G	15	27	27	26	29	14	14	G 1/2
	MIHF/MC/15L-6G	15	27	24	22	29	13.5	12	G 3/8
	MIHF/MC/15L-6R	15	27	24		38	23	12	R 3/8
	MIHF/MC/15L-8R	15	27	24		40	25	14	R 1/2
	MIHF/MC/15L-12G	15	27	32	32	30	15	16	G 3/4
	MIHF/MC/18L-8R	18	32	27	26	31	14.5	14	R 1/2
	MIHF/MC/18L-6G	18	32	27	22	29.5	14	12	G 3/8
	MIHF/MC/18L-8G	18	32	27		41	25.5	14	G 1/2
	MIHF/MC/18L-12G	18	32	32	32	30	14.5	6	G 3/4
	MIHF/MC/22L-12G	22	36	32	32	33	16.5	16	G 3/4
	MIHF/MC/22L-8G	22	36	32	26	33	16.5	14	G 1/2
	MIHF/MC/22L-12R	22	36	32		46	29.5	16	R 3/4
	MIHF/MC/28L-16G	28	41	41	39	34	17.5	18	G 1
	MIHF/MC/28L-12G	28	41	41	32	34	17.5	16	G 3/4
	MIHF/MC/35L-20G	35	50	50	49	39	17.5	20	G 1 1/4
	MIHF/MC/35L-16G	35	50	46	39	39	17.5	18	G 1
	MIHF/MC/42L-24G	42	60	55	55	42	19	22	G 1 1/2

Dimensions are for reference only and subject to change without notice.

**Warning for Your Safety**

The system designer and user have the sole responsibility to select products suitable for their special application requirements to ensure the proper installation. Operation and maintenance of the product. Application details, material compatibility and product ratings should all be considered in the individual selection. Improper selection or use of products can cause property damage or personal injury. METALOK accepts no liability for any improper selection, installation, operation or maintenance.

## MALE CONNECTOR (BSP Parallel)



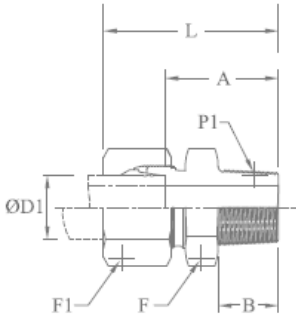
Series	Part No.	Tube ØD1	F1	F	K	L	A	B	P1 G
S	MIHF/MC/06S-04G	6	17	19	18	28	13	12	G 1/4
heavy	MIHF/MC/06S-08G	6	17	27	26	33	18	14	G 1/2
PB 630	MIHF/MC/08S-04G	8	19	19	18	30	15	12	G 1/4
	MIHF/MC/08S-06G	8	19	22	22	30	15.5	12	G 3/8
	MIHF/MC/10S-06G	10	22	22	22	31	15	12	G 3/8
	MIHF/MC/10S-04G	10	22	19	18	31	14.5	12	G 1/4
	MIHF/MC/10S-08G	10	22	27	26	34	17.5	14	G 1/2
	MIHF/MC/12S-06G	12	24	22	22	33	17	12	G 3/8
	MIHF/MC/12S-04G	12	24	22	18	33	16.5	12	G 1/4
	MIHF/MC/12S-08G	12	24	27	26	34	17.5	14	G 1/2
	MIHF/MC/14S-08G	14	27	27	26	37	19	14	G 1/2
	MIHF/MC/14S-06G	14	27	24	22	36	18.5	12	G 3/8
PB 400	MIHF/MC/16S-08G	16	30	27	26	37	18.5	14	G 1/2
	MIHF/MC/16S-06G	16	30	27	22	36	18	12	G 3/8
	MIHF/MC/16S-12G	16	30	32	32	39	20.5	16	G 3/4
	MIHF/MC/20S-12G	20	36	32	32	42	20.5	16	G 3/4
	MIHF/MC/20S-08G	20	36	32	26	42	20.5	14	G 1/2
	MIHF/MC/25S-16G	25	46	41	39	47	23	18	G 1
	MIHF/MC/25S-12G	25	46	41	32	47	23	16	G 3/4
	PB 250	MIHF/MC/30S-20G	30	50	50	49	50	23.5	20
MIHF/MC/30S-16G		30	50	46	39	50	23.5	18	G 1
	MIHF/MC/38S-24G	38	60	55	55	57	26	22	G 1 1/2
	MIHF/MC/38S-20G	38	60	55	49	57	26	20	G 1 1/4

Dimensions are for reference only and subject to change without notice.

### Warning for Your Safety

The system designer and user have the sole responsibility to select products suitable for their special application requirements to ensure the proper installation. Operation and maintenance of the product. Application details, material compatibility and product ratings should all be considered in the individual selection. Improper selection or use of products can cause property damage or personal injury. METALOK accepts no liability for any improper selection, installation, operation or maintenance.

**MALE CONNECTOR (Metric Tapered)**



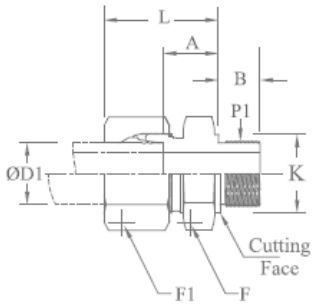
Series	Part No.	Tube OD1	F1	F	K	L	A	B	P1 M (Metric)
LL	MIHK/MC/04LL-06MT	4	10	g	_	26	16	8	M6 x 1 Keg
very light	MIHK/MC/04LL-08MT	4	10	10	_	26	16	8	M8 x 1 Keg
PN100	MIHK/MC/06LL-10MT	6	12	11	_	26	14.5	8	M10x1Keg
	MIHK/MC/08LL-10MT	8	14	12	_	28	16.5	8	M10x1Keg

Dimensions are for reference only and subject to change without notice.

**Warning for Your Safety**

The system designer and user have the sole responsibility to select products suitable for their special application requirements to ensure the proper installation. Operation and maintenance of the product. Application details, material compatibility and product ratings should all be considered in the individual selection. Improper selection or use of products can cause property damage or personal injury. METALOK accepts no liability for any improper selection, installation, operation or maintenance.

## MALE CONNECTOR BSP PARALLEL WITH ED RING



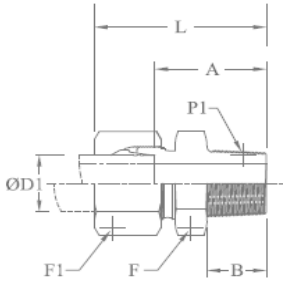
Series	Part No.	Tube OD1	F1	F	K	L	A	B	P1 M (Metric)
L	MIHF/MC/06L-10M	6	14	14	14	23	8.5	8	M10x1
light	MIHF/MC/08L-12M	8	17	17	17	25	10	12	M12x1.5
PN315	MIHF/MC/08L-18M	8	17	24	23	26	11.5	12	M18x1.5
	MIHF/MC/10L-14M	10	19	19	19	26	11	12	M14x1.5
	MIHF/MC/10L-16M	10	19	22	21	27	12	12	M16x1.5
	MIHF/MC/10L-18M	10	19	24	23	27	12.5	12	M18x1.5 M 22 x 1.5
	MIHF/MC/10L-22M	10	19	27	27	29	14	14	M22x1.5
	MIHF/MC/12L-14M	12	22	19	19	26	11	12	M14x1.5
	MIHF/MC/12L-16M	12	22	22	21	27	12.5	12	M16x1.5
	MIHF/MC/12L-18M	12	22	24	23	27	12.5	12	M18x1.5
	MIHF/MC/12L-22M	12	22	27	27	29	14	14	M 22 x 1.5
	MIHF/MC/15L-16M	15	27	24	21	28	13	12	M16x1.5
MIHF/MC/15L-18M	15	27	24	23	29	13.5	12	M18x1.5	
MIHF/MC/15L-22M	15	27	27	27	30	15	14	M 22 x 1.5	
MIHF/MC/18L-18M	18	32	27	23	30	14	12	M18x1.5 M 22 x 1.5	
MIHF/MC/18L-22M	18	32	27	27	31	14.5	14	M22x1.5	
PN160	MIHF/MC/22L-22M	22	36	32	27	33	16.5	14	M 22 x 1.5
	MIHF/MC/22L-26M	22	36	32	31	33	16.5	16	M 26 x 1.5
	MIHF/MC/28L-33M	28	41	41	39	34	17.5	18	M33x2
	MIHF/MC/35L-42M	35	50	50	49	39	17.5	20	M42x2
MIHF/MC/42L-48M	42	60	55	55	42	19	22	M48x2	
S	MIHF/MC/06S-12M	6	17	17	17	28	13	12	M12x1.5
	heavy MIHF/MC/08S-14M	8	19	19	19	30	15	12	M 14x1.5
PB630	MIHF/MC/10S-16M	10	22	22	21	31	15	12	M16x1.5
	MIHF/MC/12S-18M	12	24	24	23	33	17	12	M18x1.5
	MIHF/MC/12S-22M	12	24	27	27	34	17.5	14	M 22 y 1.5
	MIHF/MC/14S-20M	14	27	27	25	37	19	14	M 20 x 1.5
PB-400	MIHF/MC/16S-18M	16	30	27	23	36	18	12	M18x1.5
	MIHF/MC/16S-22M	16	30	27	27	37	18.5	14	M 22 x 1.5
	MIHF/MC/20S-27M	20	36	32	32	42	20.5	16	M27x2
	MIHF/MC/25S-33M	25	46	41	39	47	23	18	M33x2
PB-250	MIHF/MC/30S-42M	30	50	50	49	50	23.5	20	M42x2
	MIHF/MC/38S-48M	38	60	55	55	57	26	22	M48x2

Dimensions are for reference only and subject to change without notice.

### Warning for Your Safety

The system designer and user have the sole responsibility to select products suitable for their special application requirements to ensure the proper installation. Operation and maintenance of the product. Application details, material compatibility and product ratings should all be considered in the individual selection. Improper selection or use of products can cause property damage or personal injury. METALOK accepts no liability for any improper selection, installation, operation or maintenance.

## MALE CONNECTOR NPT Thread



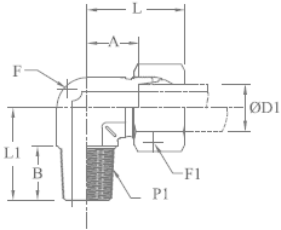
Series	Part No.	Tube OD1	F1	F	L	A	B	P1 N(NPT)
LL	MIHF/MC/04LL-02N	4	10	11	28	18.5	9.9	01-08-27
Very light	MIHF/MC/06LL-02N	6	12	11	28	16.5	9.9	01-08-27
PN100	MIHF/MC/08LL-02N	8	14	12	30	18.5	9.9	01-08-27
L	MIHF/MC/06L-02N	6	14	12	32	17	9.9	01-08-27
light	MIHF/MC/06L-04N	6	14	17	38	23	14.2	01-04-18
PN315	MIHF/MC/08L-04N	8	17	17	38	23	14.2	01-04-18
	MIHF/MC/10L-04N	10	19	17	39	24	14.2	01-04-18
	MIHF/MC/10L-06N	10	19	19	40	25	14.2	03-08-18
	MIHF/MC/12L-04N	12	22	19	40	25	14.2	01-04-18
	MIHF/MC/12L-06N	12	22	19	40	25	14.2	03-08-18
	MIHF/MC/12L-08N	12	22	22	45	30	19.1	1/2 14
	MIHF/MC/15L-08N	15	27	24	46	31	19.1	01-02-14
	MIHF/MC/18L-08N	18	32	27	48	31.5	19.1	01-02-14
	MIHF/MC/22L-12N	22	36	32	50	33.5	19.1	03-04-14
	MIHF/MC/28L-16N	28	41	41	56	39.5	23.9	1-11.5
	MIHF/MC/35L-20N	35	50	46	62	40.5	23.9	1 1/4-11.5
	MIHF/MC/42L-24N	42	60	55	65	42	25.4	1 1/2-11.5
S	MIHF/MC/06S-04N	6	17	17	43	28	14.2	01-04-18
heavy	MIHF/MC/08S-04N	8	19	17	43	28	14.2	01-04-18
PN630	MIHF/MC/10S-04N	10	22	19	44	27.5	14.2	01-04-18
	MIHF/MC/10S-06N	10	22	19	44	27.5	14.2	03-08-18
	MIHF/MC/12S-04N	12	24	22	46	29.5	14.2	01-04-18
	MIHF/MC/12S-06N	12	24	22	46	29.5	14.2	03-08-18
	MIHF/MC/12S-08N	12	24	22	51	34.5	19.1	01-02-14
	MIHF/MC/14S-08N	14	27	24	54	36	19.1	01-02-14
PN400	MIHF/MC/16S-08N	16	30	27	54	35.5	19.1	01-02-14
	MIHF/MC/20S-12N	20	36	32	59	37.5	19.1	03-04-14
	MIHF/MC/25S-16N	25	46	41	69	45	23.9	1-11.5
	MIHF/MC/30S-20N	30	50	46	73	46.5	23.9	1 1/4 11.5
PN315	MIHF/MC/38S-24N	38	60	55	80	49	25.41	1 1/2-11.5

Dimensions are for reference only and subject to change without notice.

### Warning for Your Safety

The system designer and user have the sole responsibility to select products suitable for their special application requirements to ensure the proper installation. Operation and maintenance of the product. Application details, material compatibility and product ratings should all be considered in the individual selection. Improper selection or use of products can cause property damage or personal injury. METALOK accepts no liability for any improper selection, installation, operation or maintenance.

## MALE ELBOW BSP Tapered / Metric Tapered



Series	Port No.	Tube OD1	F1	F	L	L1	A	B	P1 R
LL	MIHF/ME/04LL-02R	4	10	9	21	17	11	10	1/8"
Very	MIHF/ME/06LL-02R	6	12	9	21	17	9.5	10	1/8"
Light	MIHF/ME/08LL-02R	8	14	12	23	20	11.5	10	1/8"
PN100	MIHF/ME/10LL-04R	10	17	14	24	23	12.5	14	1/4"
	MIHF/ME/12LL-04R	12	19	17	25	23	1.3	14	1/4"
L	MIHF/ME/06L-02R	6	14	12	27	20	1.2	10	1/8"
Light	MIHF/ME/08L-04R	8	17	12	29	26	14	14	1/4"
PN315	MIHF/ME/10L-04R	10	19	14	30	27	15	14	1/4"
	MIHF/ME/12L-06R	12	22	17	32	28	17	15	3/8"
	MIHF/ME/15L-08R	15	27	19	36	34	21	19	1/2"
	MIHF/ME/18L-08R	18	32	24	40	36	23.5	19	1/2"
S	MIHF/ME/06S-04R	6	17	12	31	26	16	14	1/4"
Heavy	MIHF/ME/08S-04R	8	19	14	32	27	17	14	1/4"
PN400	MIHF/ME/10S-06R	10	22	17	34	28	17.5	15	3/8"
	MIHF/ME/12S-06R	12	24	11	38	28	21.5	15	3/8"
	MIHF/ME/14S-08R	14	27	19	40	32	22	19	1/2"
	MIHF/ME/16S-08R	16	30	24	43	32	24.5	19	1/2"

Series	Port No.	Tube OD1	F1	F	L	L1	A	B	P1-Taper Metric
LL-very	MIHF/ME/04LL-08MT	4	10	9	21	17	11	8	08 x 1Keg
light	MIHF/ME/06LL-10MT	6	12	9	21	17	9.5	8	10 x 1Keg
PN100	MIHF/ME/08LL-10MT	8	14	12	23	20	11.5	8	10 x 1Keg
L	MIHF/ME/06L-10MT	6	14	12	27	20	1.2	8	10 x 1Keg
light	MIHF/ME/08L-12MT	8	17	12	29	26	14	12	12 x 1.5Keg
PN315	MIHF/ME/10L-14MT	10	19	14	30	27	1.5	12	14 x 1.5Keg
	MIHF/ME/12L-16MT	12	22	17	32	28	1.7	14	16x 1.5KeG
	MIHF/ME/15L-18MT	15	27	19	36	34	21	14	18 x 1.5Keg
	MIHF/ME/18L-22MT	18	32	24	40	36	23.5	17	22 x 1.5Keg
S	MIHF/ME/06S-12MT	6	17	12	31	26	16	12	12 x 1.5Keg
heavy	MIHF/ME/08S-14MT	8	19	14	32	27	17	12	14 x 1.5Keg
PN400	MIHF/ME/10S-16MT	10	22	17	34	28	17.5	12	16 x 1.5Keg
	MIHF/ME/12S-18MT	12	24	11	38	28	21.5	12	18 x 1.5Keg
	MIHF/ME/14S-20MT	14	27	19	40	32	22	14	20 x 1.5Keg
	MIHF/ME/16S-22MT	16	30	24	43	32	24.5	17	22 x 1.5Keg

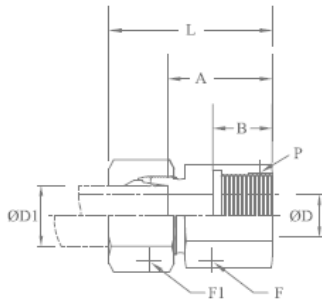
Dimensions are for reference only and subject to change without notice.

### Warning for Your Safety

The system designer and user have the sole responsibility to select products suitable for their special application requirements to ensure the proper installation. Operation and maintenance of the product. Application details, material compatibility and product ratings should all be considered in the individual selection. Improper selection or use of products can cause property damage or personal injury. METALOK accepts no liability for any improper selection, installation, operation or maintenance.



## FEMALE CONNECTOR BSP Parallel / Metric Parallel



FOR BSP PARALLEL		Tube ØD1	ØD	F1	F	L	Design : FHF/FC-G		
Series	Part No.						A	B	P G
L	MIHF/FC/06L-02G	6	4	14	14	34	19	12	1/8"
light	MIHF/FC/08L-04G	8	6	17	19	39	24	17	1/4"
PN 315	MIHF/FC/08L-06G	8	6	17	24	40	25	17	3/8"
	MIHF/FC/08L-08G	8	6	17	27	44	29	20	1/2"
	MIHF/FC/10L-04G	10	8	19	19	40	25	17	1/4"
	MIHF/FC/10L-06G	10	8	19	24	41	26	17	3/8"
	MIHF/FC/10L-08G	10	8	19	27	45	30	20	1/2"
	MIHF/FC/12L-03G	12	10	22	24	41	26	17	3/8"
	MIHF/FC/12L-08G	12	10	22	27	45	30	20	1/2"
	MIHF/FC/15L-08G	15	12	27	27	46	31	20	1/2"
PB 160	MIHF/FC/18L-08G	18	15	32	27	47	30.5	20	1/2"
	MIHF/FC/22L-12G	22	19	36	36	52	35.5	22	3/4"
	MIHF/FC/28L-16G	28	24	41	41	55	38	24.5	1"
	MIHF/FC/35L-20G	35	30	50	55	63	41	26.5	1-1/4"
	MIHF/FC/42L-24G	42	36	60	60	65	42.5	28.5	1-1/2"
S	MIHF/FC/06S-04G	6	4	17	19	41	26	17	1/4"
heavy	MIHF/FC/08S-04G	8	5	19	19	41	26	17	1/4"
PB 630	MIHF/FC/10S-06G	10	7	22	24	43	26.5	17	3/8"
	MIHF/FC/12S-06G	12	8	24	24	43	26.5	17	3/8"
	MIHF/FC/14S-08G	14	10	27	30	50	32	20	1/2"
	MIHF/FC/16S-08G	16	12	30	30	50	31.5	20	1/2"
PB 400	MIHF/FC/20S-12G	20	16	36	36	56	34.5	22	3/4"
	MIHF/FC/25S-16G	25	20	46	41	62	37.5	24.5	1"
	MIHF/FC/30S-20G	30	25	50	55	69	42	26.5	1-1/4"
PB 315	MIHF/FC/38S-24G	38	32	60	60	74	43.5	28.5	1-1/2"

FOR METRIC PARALLEL		Tube ØD1	ØD	F1	F	L	Design : FHF/FC-M		
Series	Part No.						A	B	P M (Metric)
L	MIHF/FC/06L-10M	6	4	14	14	34	19.5	12.5	M10 x 1
light	MIHF/FC/08L-12M	8	6	17	17	39	24	17	M12X1.5
PB 315	MIHF/FC/10L-14M	10	8	19	19	40	25	17	M14X1.5
	MIHF/FC-/12L-16M	12	10	22	22	41	26	17	M16X1.5
	MIHF/FC/15L-18M	15	12	27	24	43	28	17	M18X1.5
	MIHF/FC/18L-22M	18	15	32	30	46	29.5	19	M22 x 1.5
PB 160	MIHF/FC/22L 26M	22	19	36	32	51	34.5	21	M26 x 1.5
	MIHF/FC/28L-33M	28	24	41	41	54	37.5	24	M33 x 2
	MIHF/FC/35L-42M	35	30	50	55	62	40.5	26	M42 x 2
	MIHF/FC/42L-48M	42	36	60	60	65	42	28	M48 x 2
S	MIHF/FC/06S-12M	6	4	17	17	41	26	17	M12X1.5
heavy	MIHF/FC/08S-14M	8	5	19	19	41	26	17	M14X1.5
PB 630	MIHF/FC/10S-16M	10	7	22	22	43	26.5	17	M16X1.5
	MIHF/FC/12S-18M	12	8	24	24	44	27.5	17	M18X1.5
	MIHF/FC/14S-20M	14	10	27	27	49	31	19	M20 x 1.5
	MIHF/FC/16S-22M	16	12	30	30	49	30.5	19	M22 x 1.5
PB 400	MIHF/FC/20S-27M	20	16	36	36	56	34.5	22	M27 x 2
	MIHF/FC/25S-33M	25	20	46	41	61	37	24	M33 x 2
	MIHF/FC/30S-42M	30	25	50	55	68	41.5	26	M42 x 2
PB 315	MIHF/FC/38S-48M	38	32	60	60	74	43	28	M48 x 2

Dimensions are for reference only and subject to change without notice.

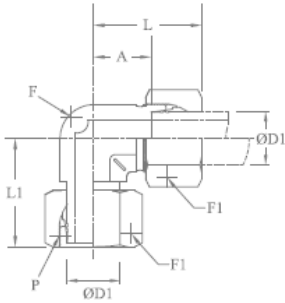
### Warning for Your Safety

The system designer and user have the sole responsibility to select products suitable for their special application requirements to ensure the proper installation. Operation and maintenance of the product. Application details, material compatibility and product ratings should all be considered in the individual selection. Improper selection or use of products can cause property damage or personal injury. METALOK accepts no liability for any improper selection, installation, operation or maintenance.



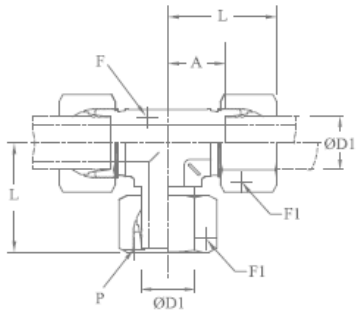


**ADJUSTABLE ELBOW with standee**



Series	Part No.	Tube ØD1	ØD1	F1	F	L	L1	A	P
L	MIHF/AE/06L	6	6	14	12	27	26	12	M 12 x 1.5
Light	MIHF/AE/08L	8	8	17	12	29	27.5	14	M 14 x 1.5
PN 315	MIHF/AE/10L	10	10	19	14	30	29	15	M 16 x 1.5
	MIHF/AE/12L	12	12	22	17	32	29.5	17	M 18 x 1.5
	MIHF/AE/15L	15	15	27	19	36	32.5	21	M 22 x 1.5
PN 160	MIHF/AE/18L	18	18	32	24	40	35.5	23.5	M 26 x 1.5
	MIHF/AE/22L	22	22	36	27	44	38.5	27.5	M 30 x 2
	MIHF/AE/28L	28	28	41	36	47	41.5	30.5	M 36 x 2
	MIHF/AE/35L	35	35	50	41	56	51	34.5	M 45 x 2
	MIHF/AE/42L	42	42	60	50	63	56	40	M 52 x 2
	S	MIHF/AE/06S	6	6	17	12	31	27	16
heavy	MIHF/AE/08S	8	8	19	14	32	27.5	17	M 16 x 1.5
PN 630	MIHF/AE/10S	10	10	22	17	34	30	17.5	M 18 x 1.5
	MIHF/AE/12S	12	12	24	17	38	31	21.5	M 20 x 1.5
	MIHF/AE/14S	14	14	27	19	40	35	22	M 22 x 1.5
PN 400	MIHF/AE/16S	16	16	30	24	43	36.5	24.5	M 24 x 1.5
	MIHF/AE/20S	20	20	36	27	48	44.5	26.5	M 30 x 2
	MIHF/AE/25S	25	25	46	36	54	50	30	M 36 x 2
	MIHF/AE/30S	30	30	50	41	62	55	35.5	M 42 x 2
PN 38	MIHF/AE/38S	38	38	60	50	72	63	41	M 52 x 2

**ADJUSTABLE BRANCH TEE with standee**



Series	Part No.	Tube ØD1	ØD1	F1	F	L	L1	A	P
L	MIHF/ABT/06L	6	6	14	12	27	26	12	M 12 x 1.5
light	MIHF/ABT/08L	8	8	17	12	29	27.5	14	M 14 x 1.5
PN 315	MIHF/ABT/10L	10	10	19	14	30	29	15	M 16 x 1.5
	MIHF/ABT/12L	12	12	22	17	32	29.5	17	M 18 x 1.5
	MIHF/ABT/15L	15	15	27	19	36	32.5	21	M 22 x 1.5
PN 160	MIHF/ABT/18L	18	18	32	24	40	35.5	23.5	M 26 x 1.5
	MIHF/ABT/22L	22	22	36	27	44	38.5	27.5	M 30 x 2
	MIHF/ABT/28L	28	28	41	36	47	41.5	30.5	M 36 x 2
	MIHF/ABT/35L	35	35	50	41	56	51	34.5	M 45 x 2
	MIHF/ABT/42L	42	42	60	50	63	56	40	M 52 x 2
	S	MIHF/ABT/06S	6	6	17	12	31	27	16
heavy	MIHF/ABT/08S	8	8	19	14	32	27.5	17	M 16 x 1.5
PN 630	MIHF/ABT/10S	10	10	22	17	34	30	17.5	M 18 x 1.5
	MIHF/ABT/12S	12	12	24	17	38	31	21.5	M 20 x 1.5
	MIHF/ABT/14S	14	14	27	19	40	35	22	M 22 x 1.5
PN 400	MIHF/ABT/16S	16	16	30	24	43	36.5	24.5	M 24 x 1.5
	MIHF/ABT/20S	20	20	36	27	48	44.5	26.5	M 30 x 2
	MIHF/ABT/25S	25	25	46	36	54	50	30	M 36 x 2
	MIHF/ABT/30S	30	30	50	41	62	55	35.5	M 42 x 2
PN 315	MIHF/ABT/38S	38	38	60	50	72	63	41	M 52 x 2

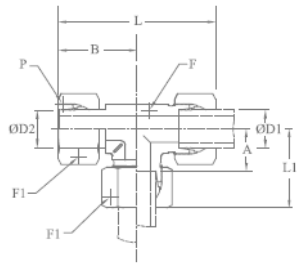
Dimensions are for reference only and subject to change without notice.

**Warning for Your Safety**

The system designer and user have the sole responsibility to select products suitable for their special application requirements to ensure the proper installation. Operation and maintenance of the product. Application details, material compatibility and product ratings should all be considered in the individual selection. Improper selection or use of products can cause property damage or personal injury. METALOK accepts no liability for any improper selection, installation, operation or maintenance.

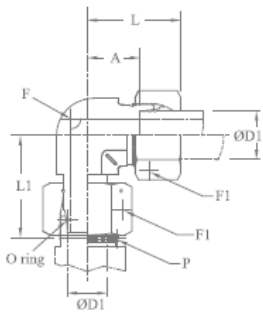


## ADJUSTABLE RUN TEE with standpipe



Series	Part No.	Tube ØD1	ØD2	F	F1	L1	L	A	B	P
L	MIFH/ART/06L	6	6	12	14	27	53	12	26	M 12 x 1.5
light	MIFH/ART/08L	8	8	12	17	29	56	14	27.5	M 14 x 1.5
PN 315	MIFH/ART/10L	10	10	14	19	30	59	15	29	M 16 x 1.5
	MIFH/ART/12L	12	12	17	22	32	62	17	29.5	M 18 x 1.5
	MIFH/ART/15L	15	15	19	27	36	69	21	32.5	M 22 x 1.5
PN 160	MIFH/ART/18L	18	18	24	32	40	75	23.5	35.5	M 26 x 1.5
	MIFH/ART/22L	22	22	27	36	44	83	27.5	38.5	M 30 x 2
	MIFH/ART/28L	28	28	36	41	47	91	30.5	41.5	M 36 x 2
	MIFH/ART/35L	35	35	41	50	56	111	34.5	51	M 45 x 2
S	MIFH/ART/42L	42	42	50	60	63	123	40	56	M 52 x 2
	MIFH/ART/06S	6	6	12	17	31	58	16	27	M 14 x 1.5
heavy	MIFH/ART/08S	8	8	14	19	32	61	17	27.5	M 16 x 1.5
PN 630	MIFH/ART/10S	10	10	17	22	34	66	17.5	30	M 18 x 1.5
	MIFH/ART/12S	12	12	17	24	38	71	21.5	31	M 20 x 1.5
	MIFH/ART/14S	14	14	19	27	40	75	22	35	M 22 x 1.5
PN 400	MIFH/ART/16S	16	16	24	30	43	79	24.5	36.5	M 24 x 1.5
	MIFH/ART/20S	20	20	27	36	48	93	26.5	44.5	M 30 x 2
	MIFH/ART/25S	25	25	36	46	54	105	30	50	M 36 x 2
PN 315	MIFH/ART/30S	30	30	41	50	62	119	35.5	55	M 42 x 2
	MIFH/ART/38S	38	38	50	60	72	138	41	63	M 52 x 2

## SWIVEL ADJUSTABLE ELBOW with Cone



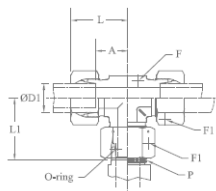
Series	Part No.	Tube ØD1	F1	F	L	A	L1	P
L	MIHF/SLE/06L	6	14	12	27	12	26	M 12 x 1.5
light	MIHF/SLE/08L	8	17	12	29	14	27.5	M 14 x 1.5
PN 315	MIHF/SLE/10L	10	19	14	30	15	29	M 16 x 1.5
	MIHF/SLE/12L	12	22	17	32	17	29.5	M 18 x 1.5
	MIHF/SLE/15L	15	27	19	36	21	32.5	M 22 x 1.5
PN 160	MIHF/SLE/18L	18	32	24	40	23.5	35.5	M 26 x 1.5
	MIHF/SLE/22L	22	36	27	44	27.5	38.5	M 30 x 2
	MIHF/SLE/28L	28	41	36	47	30.5	41.5	M 36 x 2
	MIHF/SLE/35L	35	50	41	56	34.5	51	M 45 x 2
S	MIHF/SLE/42L	42	60	50	63	40	56	M 52 x 2
	MIHF/SLE/06S	6	17	12	31	16	27	M 14 x 1.5
heavy	MIHF/SLE/08S	8	19	14	32	17	27.5	M 16 x 1.5
PN 630	MIHF/SLE/10S	10	22	17	34	17.5	30	M 18 x 1.5
	MIHF/SLE/12S	12	24	17	38	21.5	31	M 20 x 1.5
	MIHF/SLE/14S	14	27	19	40	22	35	M 22 x 1.5
PN 400	MIHF/SLE/16S	16	30	24	43	24.5	36.5	M 24 x 1.5
	MIHF/SLE/20S	20	36	27	48	26.5	44.5	M 30 x 2
	MIHF/SLE/25S	25	36	36	54	30	50	M 36 x 2
PN 315	MIHF/SLE/30S	30	50	41	62	35.5	55	M 42 x 2
	MIHF/SLE/38S	38	60	50	72	41	63	M 52 x 2

Dimensions are for reference only and subject to change without notice.

### Warning for Your Safety

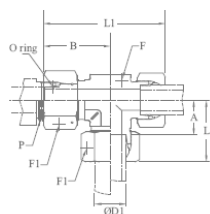
The system designer and user have the sole responsibility to select products suitable for their special application requirements to ensure the proper installation. Operation and maintenance of the product. Application details, material compatibility and product ratings should all be considered in the individual selection. Improper selection or use of products can cause property damage or personal injury. METALOK accepts no liability for any improper selection, installation, operation or maintenance.

## SWIVEL BRANCH TEE with Cone



Series	Part No.	Tube ØD1	F1	F	L	L1	A	P
L	MIHF/SLBT/06L	6	14	12	27	26	12	M 12 x15
light	MIHF/SLBT/08L	8	17	12	29	27.5	14	M 14 x 1.5
PN 315	MIHF/SLBT/10L	10	19	14	30	29	14	M 16 x 1.5
	MIHF/SLBT/12L	12	22	17	32	29.5	17	M 18 x 1.5
	MIHF/SLBT/15L	15	27	19	36	32.5	21	M 22 x 1.5
	MIHF/SLBT/18L	18	32	24	40	35.5	23.5	M 26 x 1.5
PN 160	MIHF/SLBT/22L	22	36	27	44	38.5	27.5	M 30 x 2
	MIHF/SLBT/28L	28	41	36	47	41.5	30.5	M 36 x 2
	MIHF/SLBT/35L	35	50	41	56	51	34.5	M 45 x 2
	MIHF/SLBT/42L	42	60	50	63	56	40	M 52 x 2
S	MIHF/SLBT/06S	6	17	12	31	27	16	M 14 x 1.5
heavy	MIHF/SLBT/08S	8	19	14	32	27.5	17	M 16 x 1.5
PN 6	MIHF/SLBT/10S	10	22	17	34	30	17.5	M 18 x 1.5
	MIHF/SLBT/12S	12	24	17	38	31	21.5	M 20 x 1.5
	MIHF/SLBT/14S	14	27	19	40	35	22	M 22 x 1.5
PN 400	MIHF/SLBT/16S	16	30	24	43	36.5	24.5	M 24 x 1.5
	MIHF/SL-BT/20S	20	36	27	48	44.5	26.5	M 30 x 2
	MIHF/SLBT/25S	25	46	36	54	50	30	M 36 x 2
	MIHF/SLBT/30S	30	50	41	62	55	35.5	M 42 x 2
PN 315	MIHF/SLBT/38S	38	60	50	72	63	41	M 52 x 2

## SWIVEL RUN TEE with Cone



Series	Part No.	Tube ØD1	F1	F	L	L1	A	B	P
L	MIHF/SLRT/06L	6	14	12	27	53	12	26	M 12 x 1.5
light	MIHF/SLRT/08L	8	17	12	29	56	14	27.5	M 14 x 1.5
PN 315	MIHF/SLRT/10L	10	19	14	30	59	15	29	M 16 x 1.5
	MIHF/SLRT/12L	12	22	17	32	61	17	29.5	M 18 x 1.5
	MIHF/SLRT/15L	15	27	19	36	69	21	32.5	M 22 x 1.5
	MIHF/SLRT/18L	18	32	24	40	75	23.5	35.5	M 26 x 1.5
PN 160	MIHF/SLRT/22L	22	36	27	44	82	27.5	38.5	M 30 x 2
	MIHF/SLRT/28L	28	41	36	47	89	30.5	41.5	M 36 x 2
	MIHF/SLRT/35L	35	50	41	56	107	34.5	51	M 45 x 2
	MIHF/SLRT/42L	42	60	50	63	119	40	56	M 52 x 2
S	MIHF/SLRT/06S	6	17	12	31	58	16	27	M 14 x 1.5
heavy	MIHF/SLRT/08S	8	19	14	32	59	17	27.5	M 16 x 1.5
PN 630	MIHF/SLRT/10S	10	22	17	34	64	17.5	30	M 18 x 1.5
	MIHF/SLRT/12S	12	24	17	38	69	21.5	31	M 20 x 1.5
	MIHF/SLRT/14S	14	27	19	40	75	22	35	M 22 x 1.5
PN 400	MIHF/SLRT/16S	16	30	24	43	79	24.5	36.5	M 24 x 1.5
	MIHF/SLRT/20S	20	36	27	48	93	26.5	44.5	M 30 x 2
	MIHF/SLRT/25S	25	46	36	54	104	30	50	M 36 x 2
	MIHF/SLRT/25S	30	50	41	62	117	35.5	55	M 42 x 2
PN 315	MIHF/SLRT/38S	38	60	50	72	135	41	63	M 52 x 2

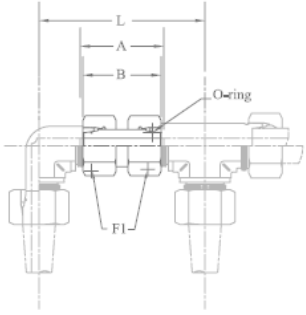
Dimensions are for reference only and subject to change without notice.

### Warning for Your Safety

The system designer and user have the sole responsibility to select products suitable for their special application requirements to ensure the proper installation. Operation and maintenance of the product. Application details, material compatibility and product ratings should all be considered in the individual selection. Improper selection or use of products can cause property damage or personal injury. METALOK accepts no liability for any improper selection, installation, operation or maintenance.



**SWIVEL UNION with Cone**



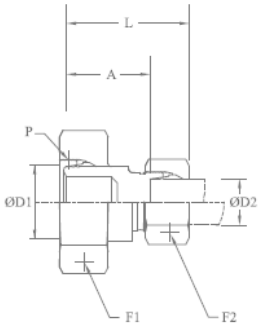
Series	Part No.	Tube OD1	F1	L	A	B
L	MIHF/SLU/06L	6	17	64	36	34
Light	MIHF/SLU/08L	8	17	64	36	34
PN500	MIHF/SLU/10L	10	19	67	37	36
PB400	MIHF/SLU/12L	12	22	71	37	36
	MIHF/SLU/15L	15	27	82	40	39
	MIHF/SLU/18L	18	32	89.5	42.5	40.5
PB250	MIHF/SLU/22L	22	36	102	47	45
	MIHF/SLU/28L	28	46	110	49	47
	MIHF/SLU/35L	35	50	127	58	53
	MIHF/SLU/42L	42	60	139	59	53
S	MIHF/SLU/06S	6	17	71	39	37
Heavy	MIHF/SLU/08S	8	19	73	39	37
PB800	MIHF/SLU/10S	10	22	78	43	41
PN630	MIHF/SLU/12S	12	24	87	44	43
	MIHF/SLU/14S	14	27	92	48	45
	MIHF/SLU/16S	16	30	99	50	46
Pn400	MIHF/SLU/20S	20	36	113	60	55
	MIHF/SLU/25S	25	46	126	66	58
	MIHF/SLU/30S	30	50	144	73	62
	MIHF/SLU/38S	38	60	165	83	67

Dimensions are for reference only and subject to change without notice.

**Warning for Your Safety**

The system designer and user have the sole responsibility to select products suitable for their special application requirements to ensure the proper installation. Operation and maintenance of the product. Application details, material compatibility and product ratings should all be considered in the individual selection. Improper selection or use of products can cause property damage or personal injury. METALOK accepts no liability for any improper selection, installation, operation or maintenance.

## REDUCER Standpipe



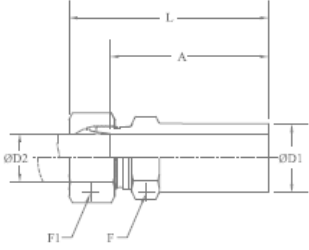
PN	Part No.	Tube OD1 OD2		F1	F2	L	A	P
PN 315	MIHF/R-SP/08L-06	8	6	17	14	38	23.5	M14X1.5
PN 315	MIHF/R-SP/10L-06	10	6	19	14	38	23.5	M16X1.5
	MIHF/R-SP/10L-08		8		17			
PN 315	MIHF/R-SP/12L-06	12	6	22	14	39	23.5	M18X1.5
	MIHF/R-SP/12L-08		8		17	38	23,5	
	MIHF/R-SP/12L-10		10		19	38	24.5	
PN 315	MIHF/R-SP/15L-06	15	6	27	14	38	23.5	M22X1.5
	MIHF/R-SP/15L-08		8		17	38	23.5	
	MIHF/R-SP/15L-10		10		19	39	24.5	
	MIHF/R-SP/15L-12		12		22	39	24.5	
PN 315	MIHF/R-SP/18L-06	18	6	32	14	39	24.5	M26 x 1.5
	MIHF/R-SP/18L-08		8		17	39	24.5	
	MIHF/R-SP/18L-10		10		19	40	25.5	
	MIHF/R-SP/18L-12		12		22	40	25.5	
	MIHF/R-SP/18L-15		15		27	42	26.5	
PN 160	MIHF/R-SP/22L-06	22	6	36	14	40	25.5	M30 x 2
	MIHF/R-SP/22L-08		8		17	40	25.5	
	MIHF/R-SP/22L-10		10		19	41	26.5	
	MIHF/R-SP/22L-12		12		22	41	26.5	
	MIHF/R-SP/22L-15		15		27	43	27.5	
	MIHF/R-SP/22L-18		18		32	43	27	
PN 160	MIHF/R-SP/28L-06	28	6	41	14	41	26.5	M36 x 2
	MIHF/R-SP/28L-08		8		17	41	26.5	
	MIHF/R-SP/28L-10		10		19	42	27.5	
	MIHF/R-SP/28L-12		12		22	42	27.5	
	MIHF/R-SP/28L-15		15		27	44	28.5	
	MIHF/R-SP/28L-18		18		32	44	28	
	MIHF/R-SP/28L-22		22		36	46	30	
PN 160	MIHF/R-SP/35L-06	35	6	50	14	46	31.5	M45 x 2
	MIHF/R-SP/35L-08		8		17	46	31.5	
	MIHF/R-SP/35L-10		10		19	47	32.5	
	MIHF/R-SP/35L-12		12		22	47	32.5	
	MIHF/R-SP/35L-15		15		27	49	33.5	
	MIHF/R-SP/35L-18		18		32	49	33	
	MIHF/R-SP/35L-22		22		36	51	35	
	MIHF/R-SP/35L-28		28		41	52	35	
PN 160	MIHF/R-SP/42L-10	42	10	60	19	48	33.5	M52 x 2
	MIHF/R-SP/42L-12		12		22	48	33.5	
	MIHF/R-SP/42L-15		15		27	50	34.5	
	MIHF/R-SP/42L-18		18		32	50	34	
	MIHF/R-SP/42L-22		22		36	52	36	
	MIHF/R-SP/42L-28		28		41	53	36	
	MIHF/R-SP/42L-35		35		50	57	35	

Dimensions are for reference only and subject to change without notice.

### Warning for Your Safety

The system designer and user have the sole responsibility to select products suitable for their special application requirements to ensure the proper installation. Operation and maintenance of the product. Application details, material compatibility and product ratings should all be considered in the individual selection. Improper selection or use of products can cause property damage or personal injury. METALOK accepts no liability for any improper selection, installation, operation or maintenance.

## REDUCER Tube to Stub



Series	Part No.	Tube OD1	OD2	F1	F	L	A
L	MIHF/R-TS/08L-06	8	6	14	12	40	25.5
Series	MIHF/R-TS/10L-06	10	6	14	12	42	27.5
PN 315	MIHF/R-TS/10L-08		8	17	14	43	27.5
	MIHF/R-TS/12L-06	12	6	14	14	42	27.5
	MIHF/R-TS/12L-08		8	17	14	43	27.5
	MIHF/R-TS/12L-10		10	19	17	44	28.5
	MIHF/R-TS/15L-06	15	6	14	19	44	29
	MIHF/R-TS/15L-08		8	17	19	44	29
	MIHF/R-TS/15L-10		10	19	19	45	30
	MIHF/R-TS/15L-12		12	22	19	45	30
	MIHF/R-TS/18L-06	18	6	14	19	46	31
	MIHF/R-TS/18L-08		8	17	19	46	31
	MIHF/R-TS/18L-10		10	19	19	47	32
	MIHF/R-TS/18L-12		12	22	19	47	32
	MIHF/R-TS/18L-15		15	27	22	49	33
PN 160	MIHF/R-TS/22L-06	22	6	14	24	48	33
	MIHF/R-TS/22L-08		8	17	24	48	33
	MIHF/R-TS/22L-10		10	19	24	49	34
	MIHF/R-TS/22L-12		12	22	24	49	34
	MIHF/R-TS/22L-15		15	27	24	50	35
	MIHF/R-TS/22L-18		18	32	27	51	34.5
	MIHF/R-TS/28L-06	28	6	14	30	48	33
	MIHF/R-TS/28L-08		8	17	30	48	33
	MIHF/R-TS/28L-10		10	19	30	49	34
	MIHF/R-TS/28L-12		12	22	30	49	34
	MIHF/R-TS/28L-15		15	27	30	50	35
	MIHF/R-TS/28L-18		18	32	30	51	36
	MIHF/R-TS/28L-22		22	36	32	53	36.5
	MIHF/R-TS/35L-06	35	6	14	36	53	38.5
	MIHF/R-TS/35L-08		8	17	36	53	38.5
	MIHF/R-TS/35L-10		10	19	36	55	39.5
	MIHF/R-TS/35L-12		12	22	36	55	39.5
	MIHF/R-TS/35L-15		15	27	36	56	40.5
	MIHF/R-TS/35L-18		18	32	36	56	40
	MIHF/R-TS/35L-22		22	36	36	58	42
	MIHF/R-TS/35L-28		18	41	36	59	42
	MIHF/R-TS/42L-06	42	6	14	46	56	41
	MIHF/R-TS/42L-08		8	17	46	56	41
	MIHF/R-TS/42L-10		10	19	46	58	42
	MIHF/R-TS/42L-12		12	22	46	58	42
	MIHF/R-TS/42L-15		15	27	46	60	43
	MIHF/R-TS/42L-18		18	32	46	60	42.5
	MIHF/R-TS/42L-22		22	36	46	62	44.5
	MIHF/R-TS/42L-28		28	41	46	64	44.5
	MIHF/R-TS/42L-35		35	50	46	67	43.5

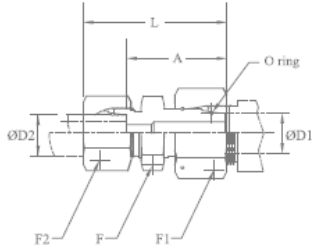
Dimensions are for reference only and subject to change without notice.

### Warning for Your Safety

The system designer and user have the sole responsibility to select products suitable for their special application requirements to ensure the proper installation. Operation and maintenance of the product. Application details, material compatibility and product ratings should all be considered in the individual selection. Improper selection or use of products can cause property damage or personal injury. METALOK accepts no liability for any improper selection, installation, operation or maintenance.



## SWIVEL REDUCING ADAPTER



PN	Part No.	Tube OD1	OD2	F1	F2	F	L	A
PN 315	MIHF/SLRA/08L-06	8	6	17	14	14	39	24.5
PN 315	MIHF/SLRA/10L-06	10	6	19	14	17	39.5	24.5
	MIHF/SLRA/10L-08		8		17		39.5	24.5
	MIHF/SLRA/12L-06	12	6	22	14	17	40	25
PN 315	MIHF/SLRA/12L-08		8		17		40	25
	MIHF/SLRA/12L-10		10		19		41	26
	MIHF/SLRA/15L-06	15	6	27	14	22	42	27.5
PN 315	MIHF/SLRA/15L-08		8		17		42	27.5
	MIHF/SLRA/15L-10		10		19		43	28.5
	MIHF/SLRA/15L-12		12		22		43	28.5
	MIHF/SLRA/18L-06	18	6	32	14	25	43	28
	MIHF/SLRA/18L-08		8		17		43	28
PN 315	MIHF/SLRA/18L-10		10		19		44.5	29.5
	MIHF/SLRA/18L-12		12		22		44.5	29.5
	MIHF/SLRA/18L-15		15		27		44.5	30.5
	MIHF/SLRA/22L-06	22	6	36	14	28.5	47	32
	MIHF/SLRA/22L-08		8		17		47	32
PN 160	MIHF/SLRA/22L-10		10		19		48	33
	MIHF/SLRA/22L-12		12		22		48	33
	MIHF/SLRA/22L-15		15		27		49	34
	MIHF/SLRA/22L-18		18		32		50	33.5
	MIHF/SLRA/28L-06	28	6	41	14	36	49	34
	MIHF/SLRA/28L-08		8		17		49	34
	MIHF/SLRA/28L-10		10		19		50	35
PN 160	MIHF/SLRA/28L-12		12		22		50	35
	MIHF/SLRA/28L-15		15		27		51	36
	MIHF/SLRA/28L-18		18		32		52	35.5
	MIHF/SLRA/28L-22		22		36		54	37.5
	MIHF/SLRA/35L-06	35	6	50	14	46	55	40
	MIHF/SLRA/35L-08		8		17		55	40
	MIHF/SLRA/35L-10		10		19		56	41
PN 160	MIHF/SLRA/35L-12		12		22		56	41
	MIHF/SLRA/35L-15		15		27		57	42
	MIHF/SLRA/35L-18		18		32		58	41.5
	MIHF/SLRA/35L-22		22		36		60	43.5
	MIHF/SLRA/35L-28		28		41		60	43.5
	MIHF/SLRA/42L-06	42	6	60	14	50	55	40.5
	MIHF/SLRA/42L-08		8		17		55	40.5
	MIHF/SLRA/42L-10		10		19		56	41.5
	MIHF/SLRA/42L-12		12		22		56	41.5
PN 160	MIHF/SLRA/42L-15		15		27		58	42.5
	MIHF/SLRA/42L-18		18		32		58	42
	MIHF/SLRA/42L-22		22		36		60	44
	MIHF/SLRA/42L-28		28		41		61	44
	MIHF/SLRA/42L-35		35		50		65	43

Dimensions are for reference only and subject to change without notice.

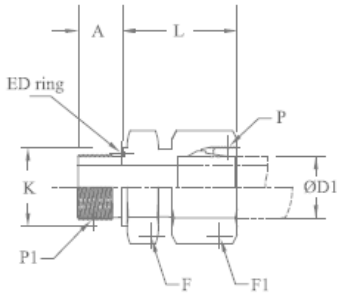
### Warning for Your Safety

The system designer and user have the sole responsibility to select products suitable for their special application requirements to ensure the proper installation. Operation and maintenance of the product. Application details, material compatibility and product ratings should all be considered in the individual selection. Improper selection or use of products can cause property damage or personal injury. METALOK accepts no liability for any improper selection, installation, operation or maintenance.





## ADAPTER BSP Parallel with ED-ring



Series	Part No.	Tube ØD1	F1	F	K	L	A	P1 G	P
L	MIHF/A/06L-02GED	6	14	14	14	24.5	8	1/8"	M12X1.5
light	MIHF/A/08L-04GED	8	17	19	19	29.5	12	1/4"	M 14 x 1.5
PN 315	MIHF/A/10L-04GED	10	19	19	19	27.5	12	1/4"	M 16 x 1.5
	MIHF/A/12L-06GED	12	22	22	22	34	12	3/8"	M 18 x 1.5
	MIHF/A/15L-08GED	15	27	27	27	32	14	1/2"	M 22 x 1.5
	MIHF/A/18L-08GED	18	32	27	27	31.5	14	1/2"	M 26 x 1.5
PN 160	MIHF/A/22L-12GED	22	36	32	32	32.5	16	3/4"	M 30 x 2
	MIHF/A/28L-16GED	28	41	41	40	35	18	1"	M 36 x 2
	MIHF/A/35L-20GED	35	50	50	50	42.5	20	1-1/4"	M 45 x 2
	MIHF/A/42L-24GED	42	60	55	55	46.5	22	1-1/2"	M 52 x 2
S	MIHF/A/06S-04GED	6	17	19	19	27	12	1/4"	M 14 x 2
heavy PN 630	MIHF/A/08S-04GED	8	19	19	19	29.5	12	1/4"	M 16 x 1.5
	MIHF/A/10S-06GED	10	22	22	22	32	12	3/8"	M 18 x 1.5
	MIHF/A/12S-06GED	12	24	22	22	34	12	3/8"	M 20 x 1.5
	MIHF/A/12S-08GED	12	24	27	27	34.5	14	1/2"	M 20 x 1.5
	MIHF/A/14S-08GED	14	27	27	27	36.5	14	1/2"	M 22 x 1.5
PN 400	MIHF/A/16S-08GED	16	30	27	27	37	14	1/2"	M 24 x 1.5
	MIHF/A/16S-12GED	16	30	32	32	39	16	3/4"	M 24 x 1.5
	MIHF/A/20S-12GED	20	36	32	32	43	16	3/4"	M 30 x 2
	MIHF/A/25S-16GED	25	46	41	40	48	18	1"	M 36 x 2
	MIHF/A/30S-20GED	30	50	50	50	51	20	1-1/4"	M 42 x 2
	MIHF/A/38S-24GED	38	60	55	55	60	22	1-1/2"	M 52 x 2

Series	Part No.	Tube ØD1	F1	F	K	L	A	P1 (Metric)	P
L	MIHF/A/06L-10MED	6	14	14	14	24.5	8	M 10 x 1	M 12 x 1.5
Light	MIHF/A/08L-12MED	8	17	17	17	26.5	12	M 12 x 1.5	M 14 x 1.5
PN 315	MIHF/A/10L-14MED	10	19	19	19	27.5	12	M 14 x 1.5	M 16 x 1.5
	MIHF/A/12L-16MED	12	22	22	22	30.5	12	M 16 x 1.5	M 18 x 1.5
	MIHF/A/15L-18MED	15	27	24	24	31.5	14	M 18 x 1.5	M 22 x 1.5
	MIHF/A/18L-22MED	18	32	27	27	31.5	14	M 22 x 1.5	M 26 x 1.5
PN 160	MIHF/A/22L-26MED	22	36	32	32	32.5	16	M 26 x 1.5	M 30 x 2
	MIHF/A/28L-33MED	28	41	41	40	35	18	M 33 x 2	M 36 x 2
	MIHF/A/35L-42MED	35	50	50	50	42.5	20	M 42 x 2	M 45 x 2
	MIHF/A/42L-48MED	42	60	55	55	46.5	22	M 48 x 2	M 52 x 2
S	MIHF/A/06S-12MED	6	17	17	17	27	12	M 12 x 1.5	M 14 x 1.5
heavy	MIHF/A/08S-14MED	8	19	19	19	29.5	12	M 14x 1.5	M 16 x 1.5
PN 630	MIHF/A/10S-16MED	10	22	22	22	32	12	M 16 x 1.5	M 18 x 1.5
	MIHF/A/12S-18MED	12	24	24	24	34	12	M 18 x 1.5	M 20 x 1.5
	MIHF/A/14S-20MED	14	27	27	27	36.5	14	M 20 x 1.5	M 22 x 1.5
PN 400	MIHF/A/16S-22MED	16	30	27	27	37	14	M 22 x 1.5	M 24 x 1.5
	MIHF/A/20S-27MED	20	36	32	32	43	16	M 27 x 2	M 30 x 2
	MIHF/A/25S-33MED	25	46	41	40	48	18	M 33 x 2	M 36 x 2
	MIHF/A/30S-42MED	30	50	50	50	51	20	M 42 x 2	M 42 x 2
	MIHF/A/38S-48MED	38	60	55	55	60	22	M 48 x 2	M 52 x 2

Dimensions are for reference only and subject to change without notice.

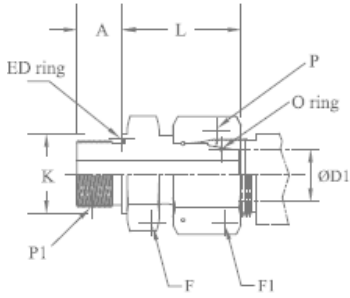
### Warning for Your Safety

The system designer and user have the sole responsibility to select products suitable for their special application requirements to ensure the proper installation. Operation and maintenance of the product. Application details, material compatibility and product ratings should all be considered in the individual selection. Improper selection or use of products can cause property damage or personal injury. METALOK accepts no liability for any improper selection, installation, operation or maintenance.





## SWIVEL ADAPTER BSP Paralel with Cone



Series	Part No.	Tube ØD1	F1	F	K	L	A	P1 G	P
L	MIHF/SLA/06L-02G	6	14	14	14	24.5	8	1/8"	M 12 x 1.5
light	MIHF/SLA/08L-04G	8	17	19	19	29.5	12	1/4"	M 14 x 1.5
PN 315	MIHF/SLA/10L-04G	10	19	19	19	27.5	12	1/4"	M 16 x 1.5
	MIHF/SLA/12L-06G	12	22	22	22	34	12	3/8"	M 18 x 1.5
	MIHF/SLA/15L-08G	15	27	27	27	32	14	1/2"	M 22 x 1.5
	MIHF/SLA/18L-08G	18	32	27	27	31.5	14	1/2"	M 26 x 1.5
PN 160	MIHF/SLA/22L-12G	22	36	32	32	32.5	16	3/4"	M 30 x 2
	MIHF/SLA/28L-16G	28	41	41	40	35	18	1"	M 36 x 2
	MIHF/SLA/35L-20G	35	50	50	50	42.5	20	1-1/4"	M 45 x 2
	MIHF/SLA/42L-24G	42	60	55	55	46.5	22	1-1/2"	M 52 x 2
S	MIHF/SLA/06S-04G	6	17	19	19	27	12	1/4"	M 14 x 1.5
heavy	MIHF/SLA/08S-04G	8	19	19	19	29.5	12	1/4"	M 16 x 1.5
PN 630	MIHF/SLA/10S-06G	10	22	22	22	32	12	3/8"	M 18 x 1.5
	MIHF/SLA/12S-06G	12	24	22	22	34	12	3/8"	M 20 x 1.5
	MIHF/SLA/14S-08G	14	27	27	27	36.5	14	1/2"	M 22 x 1.5
PN 400	MIHF/SLA/16S-08G	16	30	27	27	37	14	1/2"	M 24 x 1.5
	MIHF/SLA/20S-12G	20	36	32	32	43	16	3/4"	M 30 x 2
	MIHF/SLA/25S-16G	25	46	41	40	48	18	1"	M 36 x 2
	MIHF/SLA/30S-20G	30	50	50	50	51	20	1-1/4"	M 42 x 2
PN 315	MIHF/SLA/38S-24G	38	60	55	55	60	22	1-1/2"	M 52 x 2

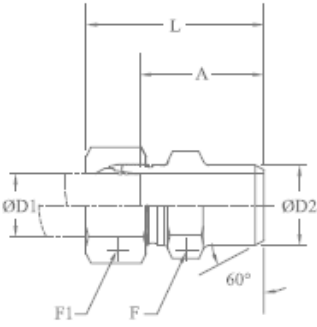
Series	Part No.	Tube ØD1	F1	F	K	L	A	P1 (Metric)	P
L	MIHF/SLA/06L-10M	6	14	14	14	24.5	8	10 x 1	M 12 x 1.5
Light	MIHF/SLA/08L-12M	8	17	19	17	26.5	12	12 x 1.5	M 14 x 1.5
PN 315	MIHF/SLA/10L-14M	10	19	19	19	27.5	12	14 x 1.5	M 16 x 1.5
	MIHF/SLA/12L-16M	12	22	22	22	30.5	12	16 x 1.5	M 18 x 1.5
	MIHF/SLA/15L-18M	15	27	24	24	31.5	12	18 x 1.5	M 22 x 1.5
	MIHF/SLA/18L-22M	18	32	27	27	31.5	14	22 x 1.5	M 26 x 1.5
PN 160	MIHF/SLA/22L-26M	22	36	32	32	32.5	16	26 x 1.5	M 30 x 2
	MIHF/SLA/28L-33M	28	41	41	40	35	18	33 x 2	M 36 x 2
	MIHF/SLA/35L-42M	35	50	50	50	42.5	20	42 x 2	M 45 x 2
	MIHF/SLA/42L-48M	42	60	55	55	46.5	22	48 x 2	M 52 x 2
S	MIHF/SLA/06S-12M	6	17	17	17	27	12	12 x 1.5	M 14 x 1.5
Heavy	MIHF/SLA/08S-14M	8	19	19	19	29.5	12	14 x 1.5	M 16 x 1.5
PN 630	MIHF/SLA/10S-16M	10	22	22	22	32	12	16 x 1.5	M 18 x 1.5
	MIHF/SLA/12S-18M	12	24	24	24	34	12	16 x 1.5	M 20 x 1.5
	MIHF/SLA/14S-20M	14	27	27	26	36.5	14	20 x 1.5	M 22 x 1.5
PN 400	MIHF/SLA/16S-22M	16	30	27	27	37	14	22 x 1.5	M 24 x 1.5
	MIHF/SLA/20S-27M	20	36	32	32	43	16	27 x 2	M 30 x 2
	MIHF/SLA/25S-33M	25	46	41	40	48	18	33 x 2	M 36 x 2
	MIHF/SLA/30S-42M	30	50	50	50	51	20	33 x 2	M 42 x 2
PN 315	MIHF/SLA/38S-48M	38	60	55	55	60	22	48 x 2	M 52 x 2

Dimensions are for reference only and subject to change without notice.

### Warning for Your Safety

The system designer and user have the sole responsibility to select products suitable for their special application requirements to ensure the proper installation. Operation and maintenance of the product. Application details, material compatibility and product ratings should all be considered in the individual selection. Improper selection or use of products can cause property damage or personal injury. METALOK accepts no liability for any improper selection, installation, operation or maintenance.

## WELD CONNECTOR



Series	Part No.	Tube OD1	OD2	F1	F	L	A
L	MIHF/WC/06L	6	10	14	12	29	14
light	MIHF/WC/08L	8	12	17	14	31	16
PN315	MIHF/WC/10L	10	14	19	17	33	18
	MIHF/WC/12L	12	16	22	19	33	18
	MIHF/WC/15L	15	19	27	22	37	22
	MIHF/WC/18L	18	22	32	27	40	23.5
PN160	MIHF/WC/22L	22	27	36	32	45	28.5
	MIHF/WC/28L	28	32	41	41	47	30.5
	MIHF/WC/35L	35	40	50	46	54	32.5
	MIHF/WC/42L	42	46	60	55	58	35
S	MIHF/WC/06S	6	11	17	14	34	19
heavy	MIHF/WC/08S	8	13	19	17	36	21
PN630	MIHF/WC/10S	10	15	22	19	39	22.5
	MIHF/WC/12S	12	17	24	22	41	24.5
	MIHF/WC/14S	14	19	27	24	45	27
PN400	MIHF/WC/16S	16	21	30	27	45	26.5
	MIHF/WC/20S	20	26	36	32	51	29.5
	MIHF/WC/25S	25	31	46	41	56	32
	MIHF/WC/30S	30	36	50	46	62	35.5
PN315	MIHF/WC/38S	38	44	60	55	69	38

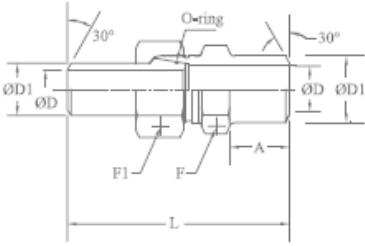
Dimensions are for reference only and subject to change without notice.

### Warning for Your Safety

The system designer and user have the sole responsibility to select products suitable for their special application requirements to ensure the proper installation. Operation and maintenance of the product. Application details, material compatibility and product ratings should all be considered in the individual selection. Improper selection or use of products can cause property damage or personal injury. METALOK accepts no liability for any improper selection, installation, operation or maintenance.



**WELD CONNECTOR Union Ball Joint**



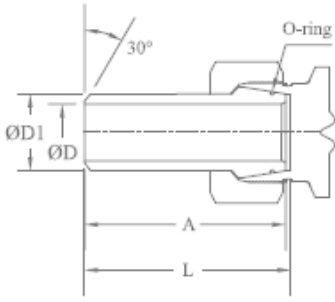
Series S Max. Pressure	Part No.	Tube OD1	OD	F1	F	L	A
PB248	MIHF/WC-UJ/10X1.0	10	8	22	19	58	10
PB357	MIHF/WC-UJ/10x1.5		7				
PB458	MIHF/WC-UJ/10x2.0		6				
PB303	MIHF/WC-UJ/12x1.5	12	9	24	22	65	15
PB391	MIHF/WC-UJ/12x2.0		8				
PB474	MIHF/WC-UJ/12x2.5		7				
PB234	MIHF/WC-UJ/16x1.5	6	13	30	27	74.5	16.5
PB303	MIHF/WC-UJ/16x2.0		12				
PB370	MIHF/WC-UJ/16x2.5		11				
PB433	MIHF/WC-UJ/16x3.0		10				
PB249	MIHF/WC-UJ/20 x 2.0	20	16	36	32	84	9
PB305	MIHF/WC-UJ/20 x 2.5		15				
PB357	MIHF/WC-UJ/20 x 3.0		14				
PB458	MIHF/WC-UJ/20 x 4.0		12				
PB292	MIHF/WC-UJ/25 x 3.0	25	19	46	41	94.5	19.5
PB378	MIHF/WC-UJ/25 x 4.0		17				
PB458	MIHF/WC-UJ/25 x 5.0		15				
PB248	MIHF/WC-UJ/30x3.0	30	24	50	46	102	23
PB321	MIHF/WC-UJ/30 x 4.0		22				
PB391	MIHF/WC-UJ/30 x 5.0		20				
PB460	MIHF/WC-UJ/30 x 6.0		18				
PB260	MIHF/WC-UJ/38 x 4.0	38	30	60	55	111	23
PB318	MIHF/WC-UJ/38 x 5.0		28				
PB373	MIHF/WC-UJ/38 x 6.0		26				
PB427	MIHF/WC-UJ/38 x 7.0		24				

Dimensions are for reference only and subject to change without notice.

**Warning for Your Safety**

The system designer and user have the sole responsibility to select products suitable for their special application requirements to ensure the proper installation. Operation and maintenance of the product. Application details, material compatibility and product ratings should all be considered in the individual selection. Improper selection or use of products can cause property damage or personal injury. METALOK accepts no liability for any improper selection, installation, operation or maintenance.

**PORT WELD CONNECTOR**



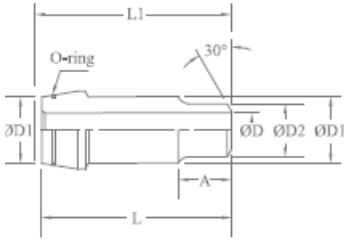
III	Rating Tube	Part No.	Tube OD1	OD	L	A
	PB248	MIHF/PWC/10X1.0	10	8	35.5	33
	PB357	MIHF/PWC/10x1.5		7		
	PB458	MIHF/PWC/10x2.0		6		
PN630	PB303	MIHF/PWC/12x1.5	12	9	35.5	33
	PB391	MIHF/PWC/12x2.0		8		
	PB474	MIHF/PWC/12x2.5		7		
PN400	PB234	MIHF/PWC/16x1.5	16	13	42.5	
	PB303	MIHF/PWC/16x2.0		12		
	PB370	MIHF/PWC/16X2.5		11		
	PB433	MIHF/PWC/16x3.0		10		
PN400	PB249	MIHF/PWC/20x2.0	20	16	47.5	43.5
	PB303	MIHF/PWC/20x2.5		15		
	PB357	MIHF/PWC/20x3.0		14		
	PB458	MIHF/PWC/20x4.0		12-		
PN400	PB292	MIHF/PWC/25X3.0	25	19	55	49.5
	PB378	MIHF/PWC/25x4.0		17		
	PB458	MIHF/PWC/25X5.0		15		
PN400	P3 248	MIHF/PWC/30x3.0	30	24	58.5	51.5
	PB321	MIHF/PWC/30x4.0		22		
	PB391	MIHF/PWC/30X5.0		20		
	PB460	MIHF/PWC/30x6.0		18		
PN315	PB260	FHF/PWC/38x4.0	38	30	66	56.5
	PB318	MIHF/PWC/38x5.0		28		
	PB373	MIHF/PWC/38x6.0		26		
	PB427	MIHF/PWC/38X7.0		24		

Dimensions are for reference only and subject to change without notice.

**Warning for Your Safety**

The system designer and user have the sole responsibility to select products suitable for their special application requirements to ensure the proper installation. Operation and maintenance of the product. Application details, material compatibility and product ratings should all be considered in the individual selection. Improper selection or use of products can cause property damage or personal injury. METALOK accepts no liability for any improper selection, installation, operation or maintenance.

## REDUCING PORT WELD CONNECTOR



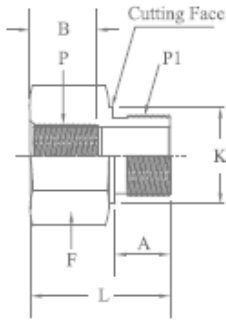
Press Fittings PN630	Pressure Rating PWC&Tube	Part No.	Tube OD1	OD2	OD	L1	L	A
	PB526	MIHF/RP-WC/10x06x1.5	10	6	3	37.5	35	12
	PB526	MIHF/RP-WC/10x08x2.0	10	8	4	37.5	35	12
	PB526	MIHF/RP-WC/12x08x2.0	12	8	4	37.5	35	14
	PB357	MIHF/RP-WC/12x10x1.5	12	10	7	37.5	35	14
PN400	PB474	MIHF/RP-WC/16x12x2.5	16	12	7	46.5	43	15
	PB474	MIHF/RP-WC/20x12x2.5	20	12	7	51.5	47.5	15
	PB433	MIHF/RP-WC/20x16x3.0	20	16	10	53.5	49.5	17
	PB433	MIHF/RP-WC/25X16x3.0	25	16	10	56.5	51	17
	PB458	MIHF/RP-WC/25x20x4.0	25	20	12	59.5	54	20
	PB303	MIHF/RP-WC/30x16x2.0	30	16	12	67	60	17
	PB303	MIHF/RP-WC/30x20x2.5	30	20	15	70	63	20
	PB292	MIHF/RP-WC/30x25x3.0	30	25	19	70	63	20
PN315	PB303	MIHF/RP-WC/38X16x2.0	38	16	12	79	69.5	17
	PB303	MIHF/RP-WC/38x20x2.5	38	20	15	82	72.5	20
	PB292	MIHF/RP-WC/38x25x3.0	38	25	19	82	72.5	20
	PB321	MIHF/RP-WC/38x30x4.0	38	30	22	82	72.5	20

Dimensions are for reference only and subject to change without notice.

**Warning for Your Safety**

The system designer and user have the sole responsibility to select products suitable for their special application requirements to ensure the proper installation. Operation and maintenance of the product. Application details, material compatibility and product ratings should all be considered in the individual selection. Improper selection or use of products can cause property damage or personal injury. METALOK accepts no liability for any improper selection, installation, operation or maintenance.

**REDUCING ADAPTER BSP Parallel**



Form B stud end

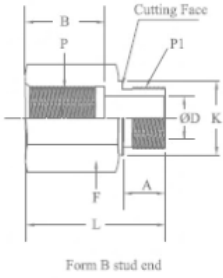
PB	Part No.	F	K	L	A	B	Male-P1	Female-P	GG
PB 630	MIHF/RA/06-02G	22	22	22.5	12	8	3/8"	1/8"	
PB 630	MIHF/RA/08-02G	27	26	24	14	8	1/2"	1/8"	
PB 400	MIHF/RA/08-04G	27	26	24	14	12	1/2"	1/4"	
PB 400	MIHF/RA/12-04G	32	32	26	16	12	3/4"	1/4"	
	MIHF/RA/12-06G	32	32	26	16	12	3/4"	3/8"	
PB 400	MIHF/RA/16-04G	41	39	29	18	12	1"	1/4"	
	MIHF/RA/16-06G	41	39	29	18	12	1"	3/8"	
	MIHF/RA/16-08G	41	39	29	18	14	1"	1/2"	
PB 250	MIHF/RA/20-08G	50	49	32	20	14	1-1/4"	1/2"	
	MIHF/RA/20-12G	50	49	32	20	16	1-1/4"	3/4"	
PB 250	MIHF/RA/24-08G	55	55	36	22	14	1-1/2"	1/2"	
	MIHF/RA/24-12G	55	55	36	22	16	1-1/2"	3/4"	
	MIHF/RA/24-16G	55	55	36	22	18	1-1/2"	1"	

Dimensions are for reference only and subject to change without notice.

**Warning for Your Safety**

The system designer and user have the sole responsibility to select products suitable for their special application requirements to ensure the proper installation. Operation and maintenance of the product. Application details, material compatibility and product ratings should all be considered in the individual selection. Improper selection or use of products can cause property damage or personal injury. METALOK accepts no liability for any improper selection, installation, operation or maintenance.

## GAUGE ADAPTER BSP Push



PB	Part No.	OD	F	K	L	A	B	Male P1 G	Female P G
PB 630	MIHF/GA/02-04G	4	19	14	31	8	17	1/8"	1/4"
	MIHF/GA/02-06G	4	24	14	32	8	17	1/8"	3/8"
PB 630	MIHF/GA/04-02G	5	19	18	28	12	1.2	1/4"	1/8"
	MIHF/GA/04-06G	5	24	18	36	12	1.7	1/4"	3/8"
	MIHF/GA/04-08G	5	30	18	40	12	20	1/4"	1/2"
PB 400	MIHF/GA/04-08G	5	36	18	43	12	22	1/4"	3/4"
PB 630	MIHF/GA/06-04G	8	22	22	36	12	17	3/8"	1/4"
	MIHF/GA/06-08G	8	30	22	41	12	20	3/8"	1/2"
PB 250	MIHF/GA/06-12G	8	36	22	44	12	22	3/8"	3/4"
PB 400	MIHF/GA/08-06G	12	27	26	36	14	17	1/2"	3/8"
	MIHF/GA/08-12G	12	36	26	46	14	22	1/2"	3/4"
	MIHF/GA/08-16G	12	41	26	49	14	24,5	1/2"	1"
PB 250	MIHF/GA/08-20G	10	55	26	53	14	26.5	1/2"	1-1/4"
PB 400	MIHF/GA/12-08G	16	32	32	41	16	20	3/4"	1/2"
	MIHF/GA/12-16G	16	41	32	51	16	24.5	3/4"	1"
	MIHF/GA/12-20G	16	55	32	55	16	26.5	3/4"	1-1/4"
PB 250	MIHF/GA/12-24G	16	60	32	57	16	28.5	3/4"	1-1/2"
PB 400	MIHF/GA/16-12G	20	41	39	47	18	22	1"	3/4"
PB 250	MIHF/GA/16-20G	20	55	39	57	18	26.5	1"	1-1/4"
	MIHF/GA/16-24G	20	60	39	59	18	28.5	1"	1-1/2"
PB 250	MIHF/GA/20-16G	25	50	49	52	20	24.5	1-1/4"	1"
	MIHF/GA/20-24G	25	60	49	60	20	28.5	1-1/4"	1-1/2"
PB 250	MIHF/GA/24-20G	32	55	55	58	22	26.5	1-1/2"	1-1/4"
PB 250	MIHF/GA/32-24G	40	70	68	62	24	28.5	2"	1-1/2"

Dimensions are for reference only and subject to change without notice.

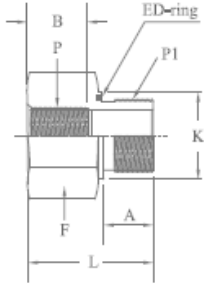
### Warning for Your Safety

The system designer and user have the sole responsibility to select products suitable for their special application requirements to ensure the proper installation. Operation and maintenance of the product. Application details, material compatibility and product ratings should all be considered in the individual selection. Improper selection or use of products can cause property damage or personal injury. METALOK accepts no liability for any improper selection, installation, operation or maintenance.



**REDUCING ADAPTER BSP Parallel with ED-ring**

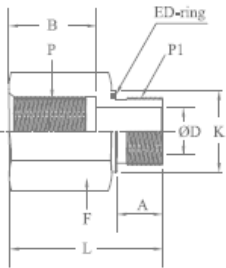
PB	Part No	F	K	L	A	B	Male P1	Female-P G G
PB630	MIHF/RA/06-02GED	22	22	22.5	12	8	3/8"	1/8"
PB630	MIHF/RA/08-02GED	27	26	24	14	8	1/2"	1/8"
PB400	MIHF/RA/08-04GED	27	26	24	14	12	1/2"	1/4"
PB400	MIHF/FW12-04GED	32	32	26	16	12	3/4"	1/4"
	MIHF/FW12-06GED	32	32	26	16	12	3/4"	3/8"
PB400	MIHF/RA/16-04GED	41	39	29	18	12	1"	1/4"
	MIHF/RA/16-06GED	41	39	29	18	12	1"	3/8"
	MIHF/RA/16-08GED	41	39	29	18	14	1"	1/2"
PB250	MIHF/RA/20-08GED	50	49	32	20	14	1-1/4"	1/2"
	MIHF/FW20-12GED	50	49	32	20	16	1-1/4"	3/4"
PB250	MIHF/RA/24-08GED	55	55	36	22	14	1-1/2"	1/2"
	MIHF/RA/24-12GED	55	55	36	22	16	1-1/2"	3/4"
	MIHF/FW24-16GED	55	55	36	22	18	1-1/2"	1"



Form B stud end

**GAUGE ADAPTER BSP Parallel with ED-ring**

PB	Part No	OD	F	K	L	A	B	Male P1 G	Female-P G
PB630	MIHF/GA/02-04GED	4	19	14	31	8	17	1/8"	1/4"
	MIHF/GA/02-06GED	4	24	14	32	8	17	1/8"	3/8"
PB630	MIHF/GA/04-02GED	5	19	18	28	12	12	1/4"	1/8"
	MIHF/GA/04-06GED	5	24	18	36	12	17	1/4"	3/8"
	MIHF/GA/04-08GED	5	30	18	40	12	20	1/4"	1/2"
PB450	MIHF/GA/04-12GED	5	36	18	43	12	22	1/4"	3/4"
PB630	MIHF/GA/06-04GED	8	22	22	36	12	17	3/8"	1/4"
	MIHF/GA/06-08GED	8	30	22	41	12	20	3/8"	1/2"
PB400	MIHF/GA/06-12GED	8	36	22	44	12	22	3/8"	3/4"
PB400	MIHF/GA/08-06GED	12	27	26	36	14	17	1/2"	3/8"
	MIHF/GA/08-12GED	12	36	26	46	14	22	1/2"	3/4"
	MIHF/GA/08-16GED	12	41	26	49	14	24.5	1/2"	1"
PB250	MIHF/GA/08-20GED	10	55	26	53	14	26.5	1/2"	1-1/4"
PB400	MIHF/GA/12-08GED	16	32	32	41	16	20	3/4"	1-1/2"
	MIHF/GA/12-16GED	16	41	32	51	16	24.5	3/4"	1"
	MIHF/GA/12-20GED	16	55	32	55	16	26.5	3/4"	1-1/4"
PB250	MIHF/GA/12-24GED	16	60	32	57	16	28.5	3/4"	1-1/2"
PB400	MIHF/GA/16-12GED	20	41	39	47	18	22	1"	3/4"
PB 2,50	MIHF/GA/16-20GED	20	55	39	57	18	26.5	1"	1-1/4"
	MIHF/GA/16-24GED	20	60	39	59	18	28.5	1"	1-1/2"
PB250	MIHF/GA/20-16GED	25	50	49	52	20	24.5	1-1/4"	1"
	MIHF/GA/20-24GED	25	60	49	60	20	28.5	1-1/4"	1-1/2"
PB250	MIHF/GA/24-20GED	32	55	55	58	22	26.5	1-1/2"	1-1/4"
PB250	MIHF/GA/32-24GED	40	70	68	62	24	28.5	2"	1-1/2"



Form B stud end

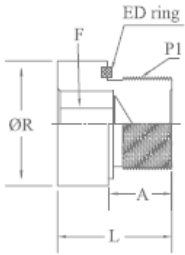
Dimensions are for reference only and subject to change without notice.

**Warning for Your Safety**

The system designer and user have the sole responsibility to select products suitable for their special application requirements to ensure the proper installation. Operation and maintenance of the product. Application details, material compatibility and product ratings should all be considered in the individual selection. Improper selection or use of products can cause property damage or personal injury. METALOK accepts no liability for any improper selection, installation, operation or maintenance.

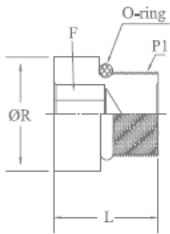


## BLANKING PLUGS with O-ring for Port



PB	Part No,(M)	Part No,(G)	P1 M	P1 G	OR	F	L	A
PB400	MIHF/BP/10MED	MIHF/BP/02GED	M10x1	1/8"	14	5	12	8
	MIHF/BP/12MED		M12x1.5		17	6	17	12
	MIHF/BP/14MED	MIHF/BP/04GED	M14x1.5	1/4"	19	6	17	12
	MIHF/BP/16MED	MIHF/BP/06GED	M16x1.5	3/8"	22	8	17	12
	MIHF/BP/18MED		M18x1.5		23.9	8	17	12
	MIHF/BP/20MED		M20 x1.5		25.9	10	19	14
	MIHF/BP/22MED	MIHF/BP/08GED	M22 x1.5	1/2"	27	10	19	14
	MIHF/BP/26MED		M26 x1.5		31.9	12	21	16
	MIHF/BP/27MED	MIHF/BP/12GED	M27x2	3/4"	32	12	21	16
	MIHF/BP/33MED	MIHF/BP/16GED	M33x2	1"	39.9	17	22.5	16
PB250	MIHF/BP/42MED	MIHF/BP/20GED	M42x2	1-1/4"	49.9	22	22.5	16
	MIHF/BP/48MED	MIHF/BP/24GED	M48x2	1-1/2"	55	24	22.5	16

## BLANKING PLUGS with O-ring for Port ace. to ISO6149 / DIN852



PB	Part No	P1 M (Metric)	OR	F	L	A
PB630	MIHF/BP/10MO	M10x1	13	5	14	10
	MIHF/BP/12MO	M12X1.5	17	6	16.5	11.5
	MIHF/BP/14MO	M14x1.5	19	6	16.5	11.5
	MIHF/BP/16MO	M16X1.5	12	6	1.8	13
	MIHF/BP/18MO	M18x1.5	23	8	19.5	14.5
PB400	MIHF/BP/22MO	M22 x 1.5	27	10	20.5	15.5
	MIHF/BP/26MO	M26 x 1.5	31	12	21	16
	MIHF/BP/27MO	M27x2	32	12	24	19
	MIHF/BP/33MO	M33x2	38	17	25.5	19
	MIHF/BP/42MO	M42x2	48	22	26	19.5

Dimensions are for reference only and subject to change without notice.

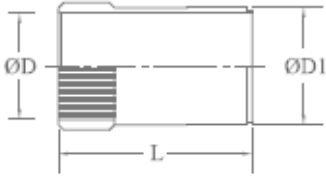
### Warning for Your Safety

The system designer and user have the sole responsibility to select products suitable for their special application requirements to ensure the proper installation. Operation and maintenance of the product. Application details, material compatibility and product ratings should all be considered in the individual selection. Improper selection or use of products can cause property damage or personal injury. METALOK accepts no liability for any improper selection, installation, operation or maintenance.



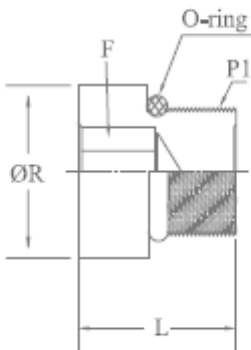


## TUBE INSERT



Part No.	Tube OD	Tube ID	OD	OD1	L
MIHF/TI/6-1	6	4	2.6	3.8	15.5
MIHF/TI/6-0.75	6	4.5	3.1	4.3	12.5
MIHF/TI/6-0.5	6	5	3.6	4.8	15.5
MIHF/TI/8-1	8	6	4.6	5.8	15.5
MIHF/TI/10-1.5	10	7	5.6	6.8	17
MIHF/TI/10-1	10	8	6.6	7.8	16.5
MIHF/TI/12-1.5	12	9	7.6	8.8	16.5
MIHF/TI/12-1	12	10	8.6	9.8	16.5
MIHF/TI/15-1.5	15	12	10.2	11.8	17
MIHF/TI/15-1	15	13	11.2	12.8	17
MIHF/TI/16-1	16	14	12.2	13.8	17
MIHF/TI/18-1.5	18	15	13.2	14.8	17.5
MIHF/TI/18-1	18	16	14.2	15.8	17.5
MIHF/TI/20-1.5	20	17	15.2	16.8	20
MIHF/TI/20-1	20	18	16.2	17.8	22
MIHF/TI/22-1.5	22	19	17.2	18.8	18
MIHF/TI/22-1	22	20	18.2	19.8	18
MIHF/TI/25-2	25	21	19.2	20.8	21.5
MIHF/TI/25-1.5	25	22	20.2	21.8	23.5
MIHF/TI/28-2	28	24	22.2	23.8	18
MIHF/TI/28-1.5	28	25	23.2	24.8	18
MIHF/TI/30-2	30	26	24.2	25.8	23.5
MIHF/TI/35-2	35	31	28.8	30.8	22.5
MIHF/TI/38-3	38	32	29.8	31.8	26.5
MIHF/TI/38-2.5	38	33	30.8	32.8	26.5
MIHF/TI/42-2	42	38	35.8	37.8	23.5

## BULKHEAD LOCK NUT



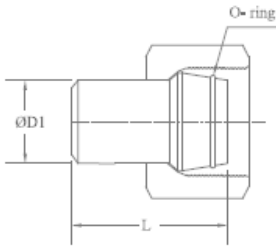
Series	Part No.	Tube OD	Light	Heavy	F	L	P
L	MIHF/BN/06L	6			17	6	M12x1.5
US	MIHF/BN/08L -06S	8		6	19		M14x1.5
L/S	MIHF/BN/10L -08S	10		8	22		M16x1.5
L/S	MIHF/BN/12L -10S	12		10	24		M18x1.5
S	MIHF/BN/12S			12	27		M20 x 1.5
L/S	MIHF/BN/15L -14S	15		14	30	7	M22 x 1,5
S	MIHF/BN/16S			16	32		M24 x 1.5
L	MIHF/BN/18L	18			36	8	M26 x 1.5
L/S	MIHF/BN/22L -20S	22		20	41		M30x2
L/S	MIHF/BN/28L -25S	28		25	46	9	M36x2
S	MIHF/BN/30S			30	50		M42x2
L	MIHF/BN/35L	35			55		M45x2
L/S	MIHF/BN/42L -38S	42		38	65	10	M52x2

Dimensions are for reference only and subject to change without notice.

### Warning for Your Safety

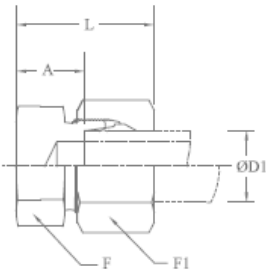
The system designer and user have the sole responsibility to select products suitable for their special application requirements to ensure the proper installation. Operation and maintenance of the product. Application details, material compatibility and product ratings should all be considered in the individual selection. Improper selection or use of products can cause property damage or personal injury. METALOK accepts no liability for any improper selection, installation, operation or maintenance.

## PLUGGING PLUG with o-ring



Series	Part No.	Tube OD1	L
L	MIHF/PP/06LVS	6	18.5
Light	MIHF/PP/08LVS	8	18.5
PN315/PN630	MIHF/PP/10L/S	10	20
	MIHF/PP/12LVS	12	20.5
	MIHF/PP/15L	15	20.5
PN160	MIHF/PP/18L	18	22.5
	MIHF/PP/22L	22	25
	MIHF/PP/28L	28	25.5
	MIHF/PP/35L	35	30
	MIHF/PP/42L	42	30
S - Heavy	MIHF/PP/14S	14	22.5
PN630			
	PN400	MIHF/PP/16S	16
	MIHF/PP/20S	20	28,5
	MIHF/PP/25S	25	29
	MIHF/PP/30S	30	30.5
PN315	MIHF/PP/38S	38	33

## CAP-CAPPING Tube End



Series	Part No.	Tube OD1	F1	F	L	A
L	MIHF/CC/06L	6	14	12	22	7
Light	MIHF/CC/08L	8	17	14	23	8
PN315	MIHF/CC/10L	10	19	17	24	9
	MIHF/CC/12L	12	22	19	25	10
	MIHF/CC/15L	15	27	24	26	11
PN160	MIHF/CC/18L	18	32	27	28	11.5
	MIHF/CC/22L	22	36	32	30	1-3 5
	MIHF/CC/28L	28	41	41	31	14.5
	MIHF/CC/35L	35	50	46	36	14.5
	MIHF/CC/42L	42	60	55	39	16
S	MIHF/CC/06S	6	17	14	26	11
Heavy	MIHF/CC/08S	8	19	17	28	13
PN630	MIHF/CC/10S	10	22	19	29	12.5
	MIHF/CC/12S	12	24	22	31	14.5
	MIHF/CC/14S	14	27	24	34	16
PN400	MIHF/CC/16S	16	30	27	34	15.5
	MIHF/CC/20S	20	36	32	39	17.5
	MIHF/CC/25S	25	46	41	44	20
	MIHF/CC/30S	30	50	46	47	20.5
PN315	MIHF/CC/38S	38	60	55	54	23

Dimensions are for reference only and subject to change without notice.

### Warning for Your Safety

The system designer and user have the sole responsibility to select products suitable for their special application requirements to ensure the proper installation. Operation and maintenance of the product. Application details, material compatibility and product ratings should all be considered in the individual selection. Improper selection or use of products can cause property damage or personal injury. METALOK accepts no liability for any improper selection, installation, operation or maintenance.

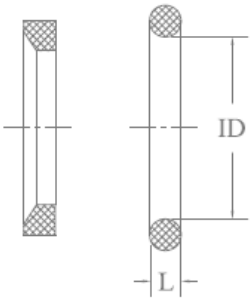


## SEALING RING



Part No.	External Thread	External Thread
MIHF/SR-SL/02G	G1/8	G1/8
MIHF/SR-SL/04G	G1/4	G1/4
MIHF/SR-SL/06G	G3/8	G3/8
MIHF/SR-SL708G	G1/2	G1/2
MIHF/SR-SL/08G x 4.5	G1/2	G3/4
MIHF/SR-SL712G	G3/4	G1
MIHF/SR-SLV16G	G1	G1 1/4/M42x2
MIHF/SR-SL/20G - 42M	G1 1/4/M42x2	G1 1/2/M48x2
MIHF/SR-SL/24G - 48M	G1 1/2/M48x2	M10x1
MIHF/SR-SL/20M	M10x1	M 12x1.5
MIHF/SR-SL712M	M 12x1.5	M 14x1.5
MIHF/SR-SLV14M	M 14x1.5	M16x1.5
MIHF/SR-SL716M	M16x1.5	M18x1.5
MIHF/SR-SL718M	M18x1.5	M 20 x 1.5
MIHF/SR-SL/20M	M 20 x 1.5	M 22 x 1.5
MIHF/SR-SL722M	M 22 x 1.5	M 26 x 1.5
MIHF/SR-SL/22 x 4.5M	M 22 x 1.5	M27x2
MIHF/SR-SL/26M	M 26 x 1.5	M33x2
MIHF/SR-SL726 x 3.5M	M 26 x 1.5	
MIHF/SR-SL/27M	M27x2	
MIHF/SR-SL/33M	M33x2	

## ED-RING / O-RING



Part No.	For Male Thread Metric	G		
MIHF/ED/8M	M8x1		4	1.5
MIHF/ED/02G	M10x1	1/8"	6	1.5
MIHF/ED/12M	M12x1.5		7.5	1.5
MIHF/ED/04G	M14X1.5	1/4"	9	1.5
MIHF/ED/16M	M16x1.5		10	2
MIHF/ED/06G		3/8"	12	2
MIHF/ED/18M	M18x1,5		15	2
MIHF/ED/20M	M 20 x 1.5		16.3	2.4
MIHF/ED/08G		1/2"	20	2
MIHF/ED/12G	M 26 x 1.5	3/4"	25.3	2.4
	M27x2		26	2
MIHF/ED/S16G	M33x2	1"	32	2.5
MIHF/ED/20G	M42x2	1-1/4"	33.3	2.4
MIHF/ED/24G	M48x2	1-1/2"	38	2.5

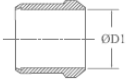
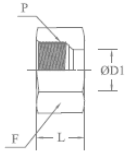
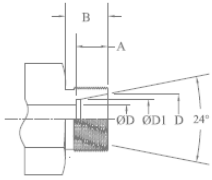
Dimensions are for reference only and subject to change without notice.

### Warning for Your Safety

The system designer and user have the sole responsibility to select products suitable for their special application requirements to ensure the proper installation. Operation and maintenance of the product. Application details, material compatibility and product ratings should all be considered in the individual selection. Improper selection or use of products can cause property damage or personal injury. METALOK accepts no liability for any improper selection, installation, operation or maintenance.



## NUT & SINGLE FERRULE



Part No. Nut	Part No. Ferrule	Tube OD1	DN Size	OD1	D	OD	F	L	P	A	B
MIHF/N/04LL	MIHF/F/04L-L	4	3	4	5	3	10	11.5	M08 x 1.0	4	8
MIHF/N/06LL	MIHF/F/06LL	6	4	6	7.5	4.5	12	12	M12X1.0	5.5	8
MIHF/N/08LL	MIHF/F/08LL	8	6	8	9.5	6	14	12.5	M12x1.0	5.5	9
MIHF/N/10LL	MIHF/F/10LL	10	8	10	11.5	8	17	12.5	M14x1.0	6	9
MIHF/N/12LL	MIHF/F/12LL	12	10	12	13.5	10	19	1.3	M16X1.0	6	9
MIHF/N/06L	MIHF/F/06L	6	4	6	8.1	4	14	15	M12x1.5	7	10
MIHF/N/08L	MIHF/F/08L	8	6	8	10.1	6	17	15	M14x1.5	7	10
MIHF/N/10L	MIHF/F/10L	10	8	10	12.3	8	19	1.6	M16x1.5	7	11
MIHF/N/12L	MIHF/F/12L	12	10	12	14.3	10	22	1.6	M18x1.5	7	11
MIHF/N/15L	MIHF/F/15L	15	12	15	17.3	12	27	17.5	M22 x 1.5	7	12
MIHF/N/18L	MIHF/F/18L	18	16	18	20.3	15	32	1.8	M26 x 1.5	7.5	12
MIHF/N/22L	MIHF/F/22L	22	20	22	24.3	19	36	20.5	M30x2	7.5	14
MIHF/N/28L	MIHF/F/28L	28	25	28	30.3	24	41	21	M36x2	7.5	14
MIHF/N/35L	MIHF/F/35L	35	32	35	38	30	50	24	M45x2	10.5	16
MIHF/F/42L	MIHF/F/42L	42	40	42	45	36	60	24	M52x2	11	16
MIHF/F/06S	MIHF/F/06S	6	3	6	8,1	4	17	16.5	M14x1.5	7	12
MIHF/F/08S	MIHF/F/08S	8	4	8	10.1	5	19	16.5	M16x1.5	7	12
MIHF/N/10S	MIHF/F/10S	10	6	10	12.3	7	22	17.5	M18X1.5	7.5	12
MIHF/N/12S	MIHF/F/12S	12	8	12	14.3	8	24	1.8	M20 x 1.5	7.5	12
MIHF/N/14S	MIHF/F/14S	14	10	14	16.3	10	28	20.5	M22 x 1.5	8	14
MIHF/N/16S	MIHF/F/16S	16	12	16	18.3	12	30	21	M24 x 1.5	8.5	14
MIHF/N/20S	MIHF/F/20S	20	16	20	22.9	16	36	24	M30x2	10.5	16
MIHF/N/25S	MIHF/F/25S	25	20	25	27.9	20	46	27	M36x2	1.2	18
MIHF/N/30S	MIHF/F/30S	30	25	30	33	25	50	29.5	M42x2	13.5	20
MIHF/N/38S	MIHF/F/38S	38	32	38	41	32	60	32.5	M52x2	16	22

Dimensions are for reference only and subject to change without notice.

### Warning for Your Safety

The system designer and user have the sole responsibility to select products suitable for their special application requirements to ensure the proper installation. Operation and maintenance of the product. Application details, material compatibility and product ratings should all be considered in the individual selection. Improper selection or use of products can cause property damage or personal injury. METALOK accepts no liability for any improper selection, installation, operation or maintenance.



# Our Total customer satisfaction results in A True Partnership.



## CUSTOMER BASE

More than three decades of experience, expertise and dedication ensures world class quality and excellent performance of METALOK products resulted in establishing worldwide customer base.

## GRATITUDE

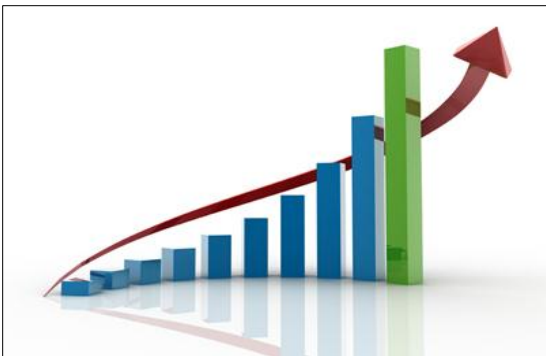
We at METALOK always appreciated and thankful to all our Valued Customers for undaunted support and faith reposed on us which motivates us to perform better all the time

## EDGE

Our in-house Design, manufacturing and Testing facilities only emphasizes that METALOK Fitting and Valves are one of the Best, versatile, safe, compatible, easy for installation and operation in Instrumentation, Hydraulic and Industrial applications.

## OUR GOAL

Our company's vision is to understand our customers requirements and meet them fully to their entire satisfaction by way of high quality, timely delivery, competitive price and prompt service.



---

[www.metalokindustries.com](http://www.metalokindustries.com)

---



**METALOK INDUSTRIES**  
(AN ISO 9001: 2008 Certified Company)

**Regd Office & Unit** : G-16 & 21, Nikisha Industrial Estate , Near Pandurang wadi, Western Express Highway, Mira Road East, Thane 401 107.



+91 22 28453235  
+91 9869552950 (Hassan Shaikh)  
+91 9892277161 (Rehan Shaikh)



metalokindustries@gmail.com  
sales@metalokindustries.com  
metalok@live.com



[www.metalokindustries.com](http://www.metalokindustries.com)

**METALOK INDUSTRIES**

---

[sales@metalokindustries.com](mailto:sales@metalokindustries.com)

M  
E  
T  
A  
L  
O  
K  
  
I  
N  
D  
U  
S  
T  
R  
I  
E  
S